



2013/14 BIKE RANGE

ROAD - MOUNTAIN BIKE
CITY TREKKING



<http://bike.michelin.co.uk/>





ROAD RANGE



MOUNTAIN BIKE RANGE



CITY TREKKING RANGE

MICHELIN MAN RECOMMENDATIONS P. 56 - 59
MICHELIN inner tube matches P. 60

Technical glossary P. 61 - 62
Glossary P. 63

Segmentation P. 4-5
PRO Segment P. 6-12
PERFORMANCE Segment P. 13
SPORT-LEISURE Segment P. 14
Inner Tubes P. 15

Segmentation P. 18 - 19
MICHELIN Wild Range – PRO, PERFORMANCE
and SPORT-LEISURE Segments P. 20-32
MICHELIN Wild Range – for downhill use P. 33-35
MICHELIN Country and Junior Range P. 36-38
Inner Tubes P. 39


Segmentation P. 42 -43
PRO Segment P. 44-47
PERFORMANCE Segment P. 48 - 49
SPORT-LOISIRS Segment P. 48-51
Inner Tube P. 53
New MICHELIN Protek Max inner tube P. 54 - 55



ROAD

2013/14

RANGE



ROAD SEGMENTATION

High standard
+ Technical
requirements

Price

50 €

SPORT-LEISURE

10 €

Price

OCCASIONAL / LEISURE USE



REGULAR / SPORTING USE



PRO

PERFORMANCE



High standard
+ Technical
requirements

INTENSIVE / SPORTING USE



MICHELIN

PRO4



MICHELIN

PRO4 Comp LTD



MICHELIN

PRO4 Tubular



MICHELIN

PRO4 Comp



MICHELIN

PRO4 Grip



MICHELIN

PRO4 Endurance



MICHELIN

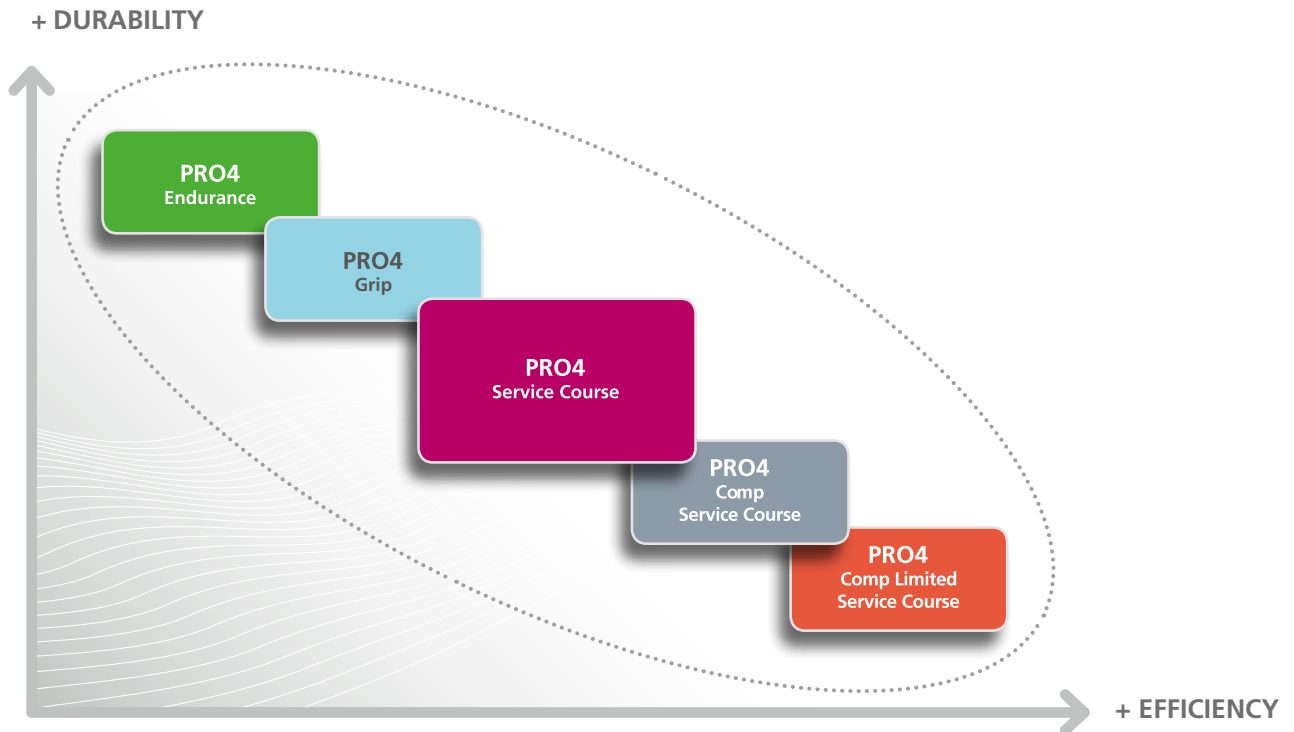
Jet



MICHELIN

Mud

► 5 tyres solutions to cover the full spectrum of cyclists' expectations.



► MICHELIN Road Technologies



MICHELIN Bi-Compound

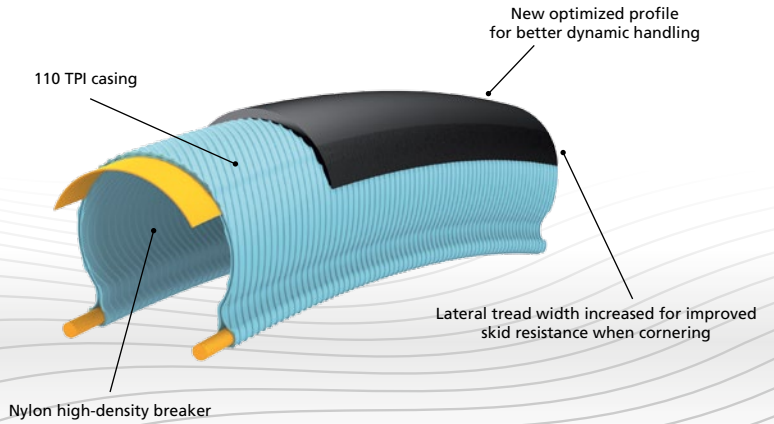
Two different rubber compounds for the centre and the sides of the tread.

Michelin Bi-Compound is a totally new mixture of two different rubber compounds in the same tyre!

- In the centre of the tread, the rubber is more rigid for less straight line wear
- On the sides, the rubber is softer and gives greater grip when cornering

MICHELIN PRO4 service course

For cyclists seeking a very high-performance tyre for all conditions

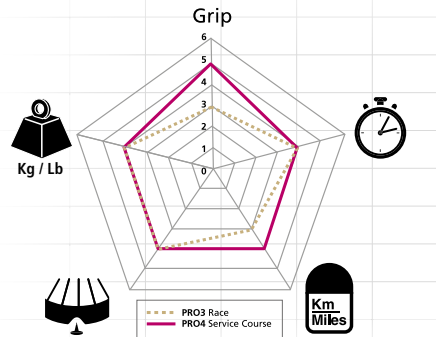


- Faster and safer thanks to a better grip on wet surfaces, as compared to the MICHELIN PRO3 Race tyre. The new MICHELIN PRO4 Service Course tyre improves speed by 16% in curves on wet roads*.
- A new standard in mileage performance and reinforced cutting protection** compared to the MICHELIN PRO3 Race tyre model.



Technical solutions

- An original Bi-Compound mixtures with greater stiffness at the centre of the tread and more grip in the shoulder.
- A new sharper tyre profile optimises both the workability and tyre-ground contact surface area.



* 25.6 km/h and an incline angle of 27.5° for the MICHELIN PRO4 tyre vs. 22 km/hr and 21° angle for the MICHELIN PRO3 Race tyre on the 56-meter long circular Michelin test track. The test was performed on a Michelin analytical test bike.
 ** Thanks to new specific gum compounds featuring greater stiffness at the centre of the tread, the part subjected to heaviest wear.

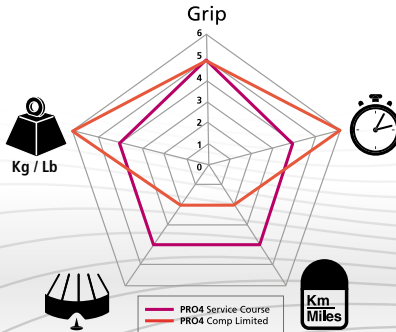
Designation	CAI	Bead	ETRTO	Size	Weight (g) +/- 7%	TPI	Min-Max pressure (bar)	Inner tube	Puncture resistance reinforcement	Colours
PRO4 Service Course	488836	TS	23-622	700X23C	200	110	6.0-8.0	A1	■	Digital Blue
PRO4 Service Course	793893	TS	23-622	700X23C	200	110	6.0-8.0	A1	■	Blue
PRO4 Service Course	778722	TS	23-622	700X23C	200	110	6.0-8.0	A1	■	Black
PRO4 Service Course	162327	TS	23-622	700X23C	200	110	6.0-8.0	A1	■	White
PRO4 Service Course	239471	TS	23-622	700X23C	200	110	6.0-8.0	A1	■	Red
PRO4 Service Course	578783	TS	20-622	700X20C	185	110	6.0-8.0	A1	■	Black
PRO4 Service Course	446783	TS	25-622	700X25C	215	110	5.0-7.5	A2	■	Black
PRO4 Service Course	832502	TS	23-571	650X23C	185	110	6.0-8.0	B1	■	Black
new PRO4 Service Course	716049	TS	23-622	700X23C	200	110	6.0-8.0	A1	■	Green

PRO

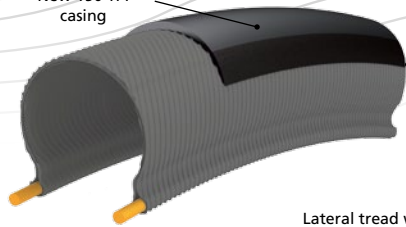
INTENSIVE / SPORTING USE

MICHELIN PRO4 COMP LIMITED service course**new**

For riders focused exclusively on speed:
only 165 grams



New 150 TPI casing



Lateral tread width increased for improved skid resistance when cornering

- The fastest tyre: + 4 meters per minute over the MICHELIN PRO4 Service Course tyre*.
- The highest efficiency thanks to the very low level of rolling resistance.
- No compromise on either grip or handling.
- Only 165 grams!

* Tests conducted on Michelin equipment dedicated to rolling resistance measurement; the distance travelled is measured by a tyre assembled and powered by an engine delivering 250 W.

Designation	CAI	Bead	ETRTO	Size	Weight (g) +/- 7%	TPI	Min-Max pressure (bar)	Inner tube	Puncture resistance reinforcement	Colours
PRO4 COMP LIMITED Service Course	267042	TS	23-622	700X23C	165	150	6.0-8.0	A1		■ Black

MICHELIN PRO4 TUBULAR service course**new**

The aficionado's tyre
with LATEX Inner Tube



- Designed to offer a better performance balance in competitions.
- Outstanding efficiency.
- Very high level of skid resistance on wet surfaces, featuring a combination of optimised casing deformation, tread and gum mix.
- Anti-puncture level of protection: high-density nylon ply.

Designation	CAI	Bead	ETRTO	Size	Weight (g) +/- 7%	TPI	Min-Max pressure (bar)	Inner tube	Puncture resistance reinforcement	Colours
PRO4 TUBULAR	029390		23-622	700X23	280	290	6.0-12.0	Chambre latex incluse	■	■ Black
PRO4 TUBULAR	486372		25-622	700X25	295	290	6.0-12.0	Chambre latex incluse	■	■ Black


MICHELIN PRO4 COMP service course



For cyclists seeking both efficiency and speed



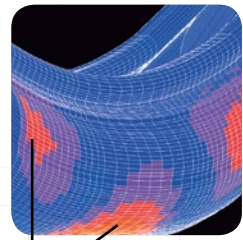
New 150 TPI casing



Anti-puncture high-density breaker

Lateral tread width increased for better skid resistance when cornering

- Top level of efficiency, on average 7%* better than the MICHELIN PRO4 Service Course tyre.
- Grip, handling and endurance at the highest level.

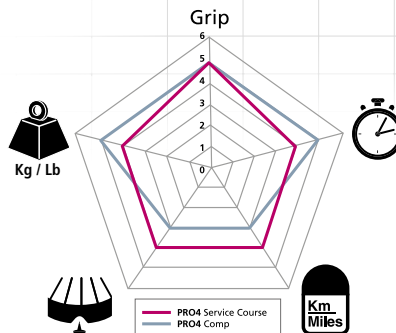


Less energy is being lost in tyre deformation thanks to the new casing

*Example: at 15 km/hr, the MICHELIN PRO4 Comp Service Course tyre saves 7% of power (23.1 watts vs. 24.7 watts), compared to the MICHELIN PRO4 Service Course tyre.

Technical solutions

- A very low level of rolling resistance (3 kg/ton) thanks to a casing lightened by 30%, which allows significantly limiting casing deformations during rolling and thus reducing energy losses.
- Mass reduction of 10% vs. the MICHELIN PRO4 Service Course tyre (200 g).

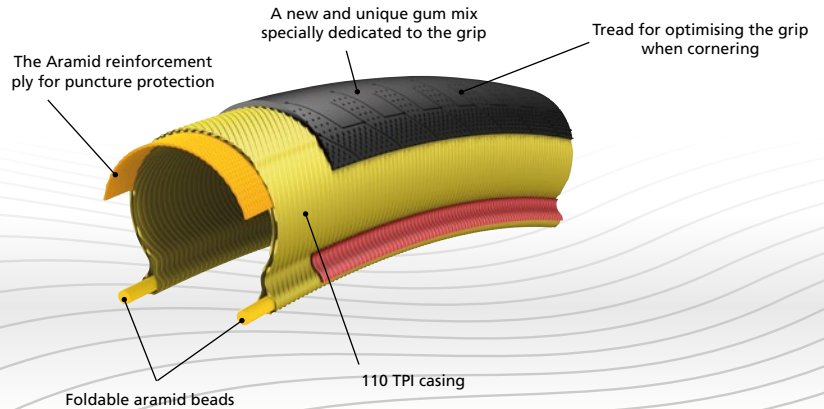


Designation	CAI	Bead	ETRTO	Size	Weight (g) +/- 7%	TPI	Min-Max pressure (bar)	Inner tube	Puncture resistance reinforcement	Colours
PRO4 COMP Service Course	760337	TS	23-622	700X23C	180	150	6.0-8.0	A1	■	Red
PRO4 COMP Service Course	095234	TS	23-622	700X23C	180	150	6.0-8.0	A1	■	Black
PRO4 COMP Service Course	071780	TS	23-622	700X23C	180	150	6.0-8.0	A1	■	Blue

MICHELIN PRO4 GRIP service course



Tyre designed for difficult conditions



- **+15% grip** on wet ground vs. the MICHELIN PRO4 Service Course tyre. Better handling when pedalling on a wet surface, improved grip for cornering and more gradual response to cornering on wet ground:

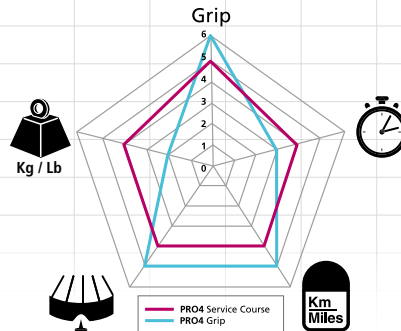
- An original gum mix, which offers efficiency for all types of roads and subject to any temperature
- New specific tread on the shoulders helps optimise the level of grip when cornering.
- New type of tyre profile that expands the ground contact area when cornering, in order to avoid grip loss.

- A very high anti-puncture protection level: **+20%** vs. MICHELIN PRO4 Service Course tyre:

- The aramid reinforcement ply specially developed for this tyre makes it possible to resist various types of cuts both at the top and on the shoulders.
- This protective ply now covers the tyre's entire rolling surface, its centre and shoulders.



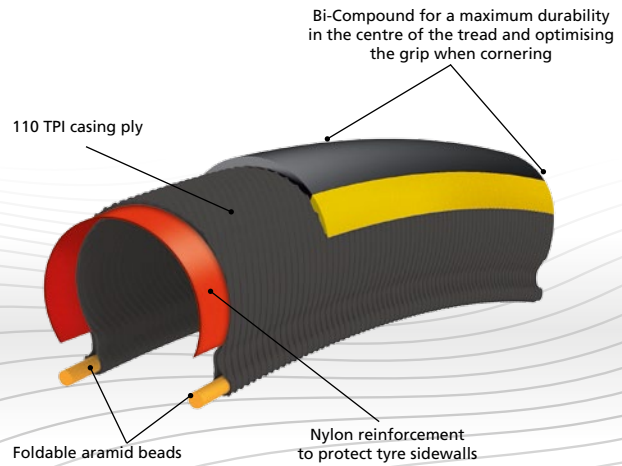
The MICHELIN PRO4 Grip Service Course tyre also has the new-generation MICHELIN anti-puncture reinforcements made of ARAMID fiber



Designation	CAI	Bead	ETRTO	Size	Weight (g) +/- 7%	TPI	Min-Max pressure (bar)	Inner tube	Puncture resistance reinforcement	Colours
PRO4 GRIP	947516	TS	23-622	700X23C	220	110	6.0-8.0	A1	■	■ Black

MICHELIN PRO4 ENDURANCE

For riders seeking both endurance and durability

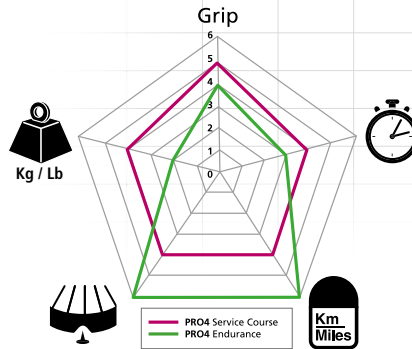


- Durability to face any conditions, plus reinforced protection:
 - Best longevity in the MICHELIN PRO4 range
 - Greater protection against cuts and punctures
- Enhanced grip:
 - + 15% grip vs. Krylion



Technical solutions

- Custom Bi-Compound tread, developed in order to ensure greater wear resistance, while maintaining grip during cornering.
- Combination of the reliable 110 TPI carcass and our nylon bead-to-bead breaker provides both superior resistance to perforations and cuts.



Designation	CAI	Bead	ETRTO	Size	Weight (g) +/- 7%	TPI	Min-Max pressure (bar)	Inner tube	Puncture resistance reinforcement	Colours
PRO4 ENDURANCE	669066	TS	23-622	700X23C	225	110	6.0-8.0	A1	■	Grey
PRO4 ENDURANCE	094393	TS	23-622	700X23C	225	110	6.0-8.0	A1	■	Yellow
PRO4 ENDURANCE	271368	TS	23-622	700X23C	225	110	6.0-8.0	A1	■	Red
new PRO4 ENDURANCE	644653	TS	23-622	700X23C	225	110	6.0-8.0	A1	■	Blue
new PRO4 ENDURANCE	977100	TS	23-622	700X23C	225	110	6.0-8.0	A1	■	black
new PRO4 ENDURANCE	817072	TS	25-622	700X25C	245	110	5.0-7.5	A2	■	black
PRO4 ENDURANCE	153104	TS	25-622	700X25C	245	110	5.0-7.5	A2	■	Grey

MICHELIN cyclocross JET

The cyclocross tyre for dry and hard ground



- Tyre specifically designed for dry and hard terrain
- Outstanding grip
- Excellent efficiency
- Lightweight and comfortable

Designation	CAI	Bead	ETRTO	Size	Weight (g) +/- 7%	TPI	Min-Max pressure (bar)	Inner tube	Puncture resistance reinforcement	Colours
JET	047791	TS	30-622	700X30C	335	60	2.0-5.0	A2		■ Black

MICHELIN cyclocross MUD|2|

The cyclocross tyre for mud



- Tyre specifically designed for muddy terrain
- Excellent efficiency
- Lightweight and comfortable

Designation	CAI	Bead	ETRTO	Size	Weight (g) +/- 7%	TPI	Min-Max pressure (bar)	Inner tube	Puncture resistance reinforcement	Colours
MUD	699774	TS	30-622	700X30C	335	60	2.0-5.0	A2		■ Black

MICHELIN LITHION.2

The flexible bead tyre for training purposes



- Endurance
- Excellent GRIP
- Good Performance

Designation	CAI	Bead	ETRTO	Size	Weight (g) +/- 7%	TPI	Min-Max pressure (bar)	Inner tube	Puncture resistance reinforcement	Colours
LITHION 2	377724	TS	23-622	700X23C	220	60	6.0-8.0	A1		Blue
LITHION 2	499801	TS	23-622	700X23C	220	60	6.0-8.0	A1		Dark grey
LITHION 2	789683	TS	23-622	700X23C	220	60	6.0-8.0	A1		Yellow
LITHION 2	166647	TS	23-622	700X23C	220	60	6.0-8.0	A1		Red
LITHION 2	146051	TS	25-622	700X25C	235	60	5.0-7.5	A2		Dark grey

MICHELIN *Dynamic sport*

The Rigid Bead Sport tyre




- Robust and high performance
- Attractive choice of colours

Designation	CAI	Bead	ETRTO	Size	Weight (g) +/- 7%	TPI	Min-Max pressure (bar)	Inner tube	Puncture resistance reinforcement	Colours
DYNAMIC SPORT	002895	TR	23-622	700X23C	290	30	6.0-8.0	A1		■ Black
DYNAMIC SPORT	556369	TR	23-622	700X23C	310	30	6.0-8.0	A1		□ White
DYNAMIC SPORT	595709	TR	23-622	700X23C	290	30	6.0-8.0	A1		■ Red
DYNAMIC SPORT	512815	TR	23-622	700X23C	300	30	6.0-8.0	A1		■ Blue
DYNAMIC SPORT	122622	TR	25-622	700X25C	305	30	5.0-7.0	A2		■ Black
DYNAMIC SPORT	114885	TR	25-662	700X25C	320	30	5.0-7.0	A2		□ White
DYNAMIC SPORT	768766	TR	28-622	700x28C	345	30	4.0-6.0	A2		■ Black
DYNAMIC SPORT	686494	TR	28-622	700x28C	380	30	4.0-6.0	A2		□ White

MICHELIN *Dynamic CLASSIC*

A tyre for everyday use



- The perfect everyday companion
- Robust and durable

Designation	CAI	Bead	ETRTO	Size	Weight (g) +/- 7%	TPI	Min-Max pressure (bar)	Inner tube	Puncture resistance reinforcement	Colours
DYNAMIC CLASSIC	984157	TR	20-622	700X20C	275	30	6.0-8.0	A1		■ Black translucent
DYNAMIC CLASSIC	922717	TR	23-622	700X23C	280	30	6.0-8.0	A1		■ Black translucent
DYNAMIC CLASSIC	381718	TR	25-622	700X25C	310	30	5.0-7.0	A2		■ Black translucent
DYNAMIC CLASSIC	100926	TR	28-622	700X28C	330	30	4.0-6.0	A2		■ Black translucent

AIRSTOP ROAD

The famous MICHELIN Butyl inner tube

- Puncture resistant
- Holds its pressure through the use of BUTYL rubber



CAI	Designation	Type	Valve	Valve length	Width capacity (mm)	Diameter capacity (mm)	Weight (g)
229650	AIRSTOP	A1	PR	40mm	18/23	622	92
075096	AIRSTOP	A1	PR	52mm	18/23	622	95
501708	AIRSTOP	A2	RE	40mm	25/32	622/635	128
317049	AIRSTOP	A2	PR	40mm	25/32	622/635	135
136493	AIRSTOP	A2	WO	40mm	25/32	622/635	132

AIRCOMP ULTRALIGHT ROAD

Safety and performance

- Lightweight
- Puncture resistant



CAI	Designation	Type	Valve	Valve length	Width capacity (mm)	Diameter capacity (mm)	Weight (g)
916182	AIRCOMP ULTRALIGHT	A1	PR	40mm	18/23	622	75
422204	AIRCOMP ULTRALIGHT	A1	PR	52mm	18/23	622	77
722904	AIRCOMP ULTRALIGHT	A1	PR	80mm	18/23	622	81
125000	AIRCOMP ULTRALIGHT	A1	PR	60mm	18/23	622	78
034737	AIRCOMP ULTRALIGHT	B1	PR	40mm	18/23	571	69
125036	AIRCOMP ULTRALIGHT	B1	PR	60mm	18/23	571	72

AIRCOMP LATEX ROAD

Lightweight and efficient

- High resistance to punctures and nipping impact
- Lightweight
- Comfort
- Optimized performance



CAI	Designation	Type	Valve	Valve length	Width capacity (mm)	Diameter capacity (mm)	Weight (g)
694443	LATEX AIRCOMP	A1	PR	36mm	18/20	622	70
342685	LATEX AIRCOMP	A1	PR	42mm	22/23	622	79
293468	LATEX AIRCOMP	A1	PR	60mm	22/23	622	82

Valves:

PR: Presta



ST: Standard



RE: Regina




WO: Wood





MOUNTAIN BIKE

2013/14
RANGE



MOUNTAIN BIKE SEGMENTATION

High standard
+ Technical
requirements

Price

50 €

10 €

Price

SPORT-LEISURE

OCCASIONAL / LEISURE USE

REGULAR / SPORT



MICHELIN
Country Race'R



MICHELIN
Country Grip'R



MICHELIN
Country Dry2



MICHELIN
Country Mud



MICHELIN
Wild Race'R



MICHELIN
Country AT



MICHELIN
Country Rock



MICHELIN
Country Trail



MICHELIN
Mambo



MICHELIN
Country J



MICHELIN
Wild Rock'R

PRO

PERFORMANCE

+

High standard
+ Technical
requirements

INTENSIVE / SPORTING USE

NG USE



MICHELIN
Wild Grip'R



MICHELIN
Wild Run'R



MICHELIN
**Wild Race'R
Ultimate Advanced**



MICHELIN
**Wild Race'R
Advanced**



MICHELIN
**Wild Mud
Advanced**

new



MICHELIN
**Wild Grip'R
Advanced**



MICHELIN
**Wild Rock'R
Advanced**



MICHELIN
**Wild Run'R
Advanced Light**



MICHELIN
**Wild Dig'R
Descent Technology**



MICHELIN
**Wild Rock'R
Descent Technology**


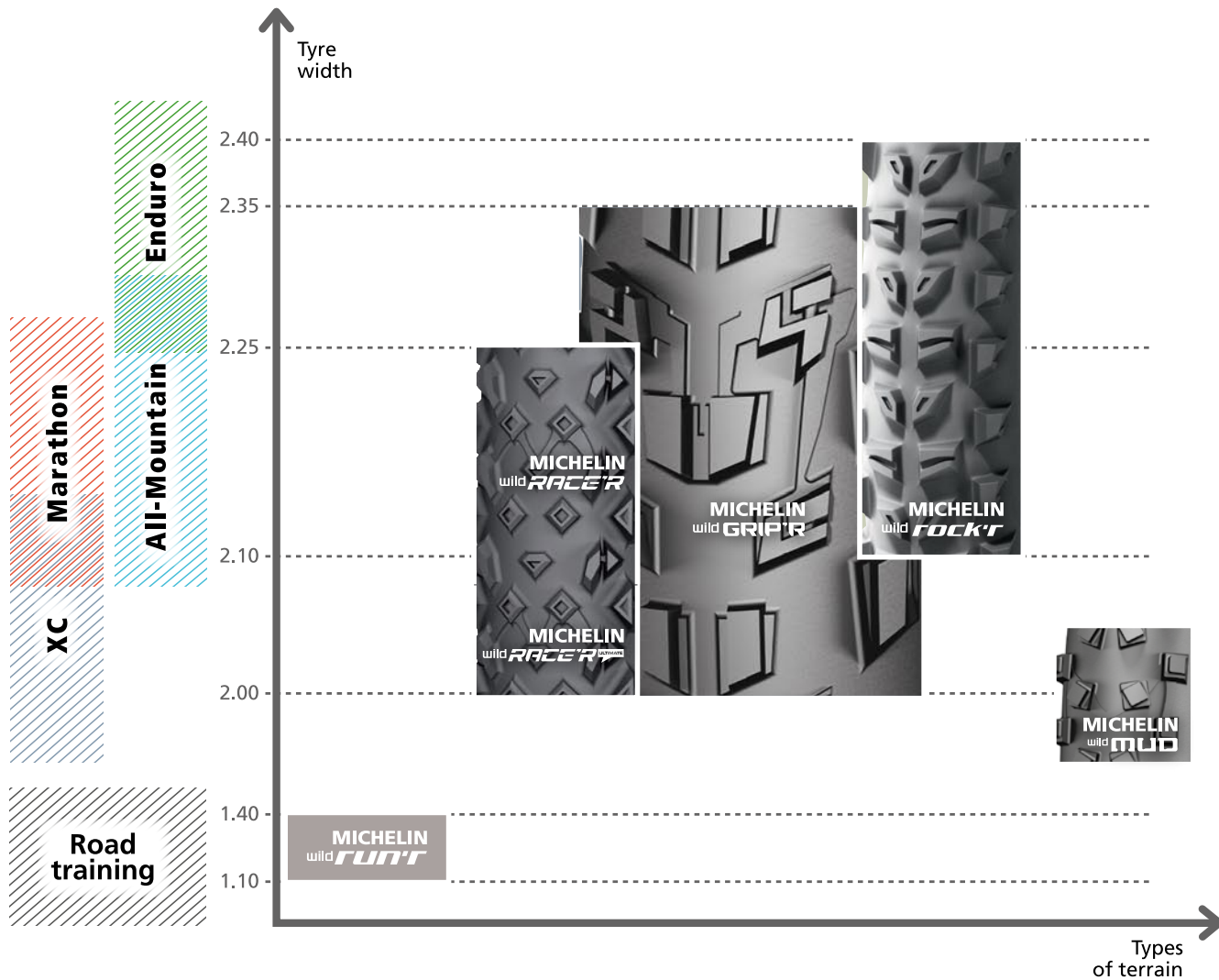


MICHELIN
**Wild Grip'R
Descent Technology Heavy Duty**

RANGES

MICHELIN wild - wild advanced

Identify the right profile for your practice of mountain biking





Maxime Marotte - Team BH



Stéphane Tempier - Team BH



Pierre-Édouard Ferry



Julie Bresset - Team BH



Discover all MICHELIN Mountain Bike Technologies

and make your rides unique moments !

1 Tread patterns

- "Twisted" tread blocks: immediate top performance on muddy terrain (MICHELIN Wild Mud tread pattern)
- MICHELIN Wild Race'R Ultimate tread pattern: very fast rolling

2 Compounds' mixes

- **GUM-X^{SERIES}** is the latest generation of compounds developed by MICHELIN for its MTB MICHELIN Wild range. (MICHELIN Wild Grip'R Advanced, MICHELIN Wild Race'R Advanced Ultimate, MICHELIN Wild Mud).

All of MICHELIN's experience has gone into defining these latest mixes, allowing mountain bikers to obtain the optimal performance compromise between grip, efficiency and wear.

The **GUM-X^{SERIES}** compound is produced in varying levels of shore hardness (according to the durometer): the lower the index value, the greater the gum softness; conversely, as the index value rises, the gum becomes harder

GUM-X^{SERIES}
CENTRAL: 64A
LATERAL: 59A

GUM-X^{SERIES}
59A

3 Casing architecture

- **MICHELIN reinforced Technology**

For an even stronger casing

Thanks to its additional protective ply running from one bead to the other, MICHELIN Reinforced Technology improves the casing's resistance to external attack on the sidewalls and reduces punctures due to impact or pinching. This technology is particularly suited to Enduro use.

- **MICHELIN UST TUBELESS**

A rubber reinforcement on the sidewalls

"UST Tubeless Homologated" tyres do not require the addition of extra products. Even without inner tubes or the addition of liquid latex, they are extremely airtight and are ideally suited to marathon, All-Mountain or enduro use on brittle terrain.

- **MICHELIN Tubeless Ready**

All MTB MICHELIN Wild tyres except for the Run'R can be mounted without inner tubes. (cf page 59)

MICHELIN Advanced Technology

The technology which changes everything



"Advanced Technology"

tyres benefit from superior performance thanks to:

- 1 the special nature of their tread patterns
- 2 rubber compounds **GUM-X^{SERIES}**
- 3 or their casing architecture

ex: **MICHELIN reinforced Technology**



MICHELIN wild **RACE'R** ULTIMATE advanced

The tyre for hard-packed ground weighting just 415g

For hard-packed/dry terrain



AVAILABLE in 29"



- Extremely light tyre: 415g in 26x2.10 version
- Excellent performance
- MICHELIN **GUM-X** SERIES compound for extraordinary grip
- No compromise as regards puncture resistance and comfort

MICHELIN Wild Race'R Ultimate tyre has an optimised tread pattern:

- Low tread blocks distributed over the whole of the tread (very efficient).
- Diamond-shaped tread blocks set at 45° to the rolling direction to get more edges in contact with the ground and more grip.
- New tread pattern on the shoulder affording exceptional performance whilst maintaining progressive lateral grip.

new

new

Designation	CAI	Use	Bead	ETRTO	Size	Weight (g) +/- 7%	TPI	Min-Max pressure (bar)	Inner tube	Gums	Tubeless	Tubeless Ready	GUM WALL	Reinforced
Wild Race'R Ultimate Advanced	360838	XC	TS	52-622	29X2.00	460	110	1.8-4.0	A4	GUM-X SERIES 64A	■			
Wild Race'R Ultimate Advanced	995688	XC	TS	54-559	26X2.10	415	110	1.8-4.0	C4	GUM-X SERIES 64A	■			
Wild Race'R Ultimate Advanced	865002	XC-Marathon	TS	57-559	26X2.25	470	110	1.8-4.0	C5/C6	GUM-X SERIES 69A	■			
Wild Race'R Ultimate Advanced	816568	XC-Marathon	TS	57-622	29X2.25	550	110	1.8-4.0	A4	GUM-X SERIES 69A	■			

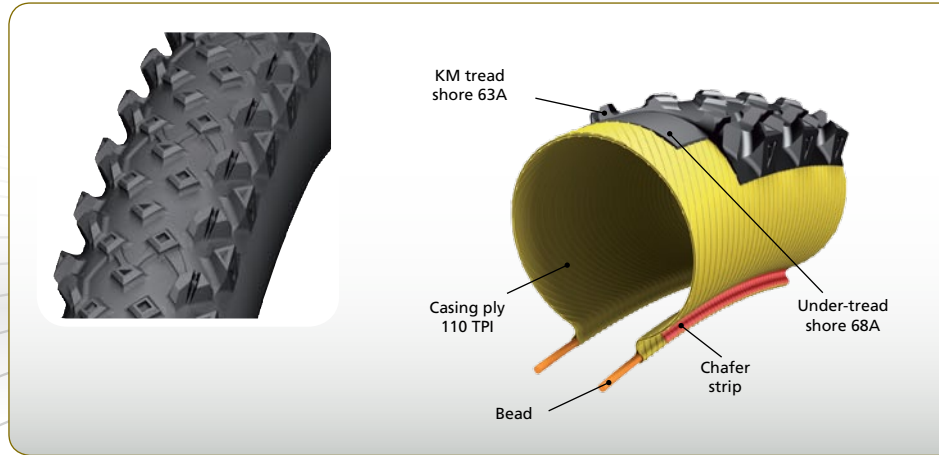
MICHELIN wild *RACE'R* advanced

Tyre for hard-packed terrain

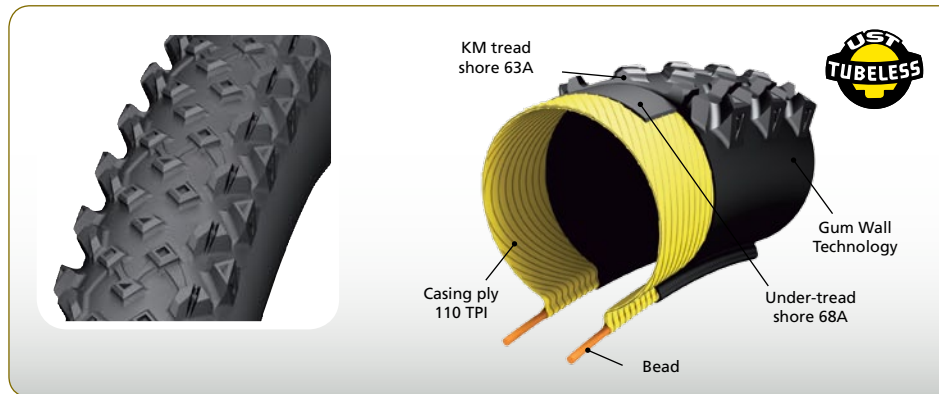


- Excellent performance
- Optimum grip
- Lightweight with good puncture resistance

MICHELIN wild *RACE'R* advanced



MICHELIN wild *RACE'R* advanced Tubeless



MICHELIN Wild Race'R tyre has an optimised tread design to improve performance on dry, hard-packed terrain:

- Low-height blocks along the entire tread (for very fast rolling).
- Diamond-shaped tread blocks at a 45° angle with respect to the rolling direction, providing more ridges and grip.

For hard-packed/dry terrain



Designation	CAI	Use	Bead	ETRTO	Size	Weight (g) +/- 7%	TPI	Min-Max pressure (bar)	Inner tube	Gums	Tubeless	Tubeless Ready	GUM WALL	Reinforced
Wild Race'R Advanced	175405	XC	TS	52-559	26X2.00	495	110	2.0-4.0	C4	Tread: 63A Under-tread: 68A		■		
Wild Race'R Advanced	342379	XC-Marathon	TS	54-559	26X2.10	530	110	2.0-4.0	C4	Tread: 63A Under-tread: 68A		■		
Wild Race'R Advanced	629899	XC-Marathon	TS	57-559	26X2.25	580	110	2.0-4.0	C5/C6	Tread: 63A Under-tread: 68A		■		

Designation	CAI	Use	Bead	ETRTO	Size	Weight (g) +/- 7%	TPI	Min-Max pressure (bar)	Inner tube	Gums	Tubeless	Tubeless Ready	GUM WALL	Reinforced
Wild Race'R Advanced Tubeless	916417	XC-Marathon- All mountain	TS	54-559	26X2.10	710	110	2.0-4.0		Tread: 63A Under-tread: 68A	■		■	
Wild Race'R Advanced Tubeless	176498	Marathon- All mountain	TS	57-559	26X2.25	750	110	2.0-4.0		Tread: 63A Under-tread: 68A	■		■	

PERFORMANCE

REGULAR / SPORTING USE

MICHELIN wild RACE'R

A tyre for hard-packed terrain

For hard-packed/dry terrain



AVAILABLE
in 27,5" and 29"

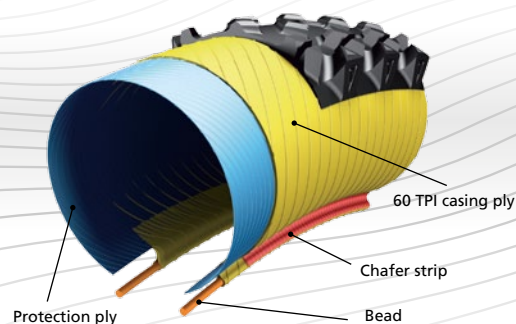
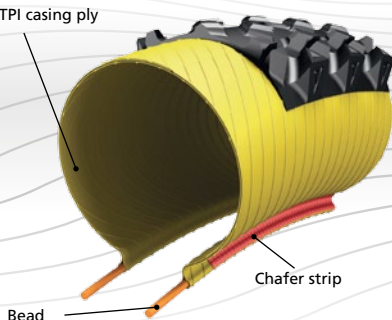


- Excellent efficiency
- Optimal grip

MICHELIN wild RACE'R

MICHELIN wild RACE'R reinforced

60 TPI casing ply



new
new
new

Designation	CAI	Use	Bead	ETRTO	Size	Weight (g) +/- 7%	TPI	Min-Max pressure (bar)	Inner tube	Tubeless	Tubeless Ready	GUM WALL	Reinforced
Wild Race'R	885071	XC-Marathon	TS	52-559	26X2.00	555	60	2.0-4.0	C4	■			
Wild Race'R	891396	XC-Marathon	TS	54-559	26X2.10	600	60	2.0-4.0	C4	■			
Wild Race'R Reinforced	745584	All mountain- Enduro	TS	57-559	26X2.25	735	60	2.0-4.0	C5/C6	■		■	
Wild Race'R	739344	XC-Marathon All Mountain	TS	57-584	27.5X2.25	700	60	1.8-4.0	B4	■			
Wild Race'R	889776	XC-Marathon	TS	54-622	29X2.10	660	60	2.0-4.0	A4	■			
Wild Race'R	339710	Marathon- All mountain	TS	57-622	29X2.25	730	60	2.0-4.0	A4	■			

SPORT-LEISURE

OCCASIONAL / LEISURE USE

MICHELIN Country RACE'R

Low-cost stiff bead tyre for dry and hard-packed ground

For hard-packed/dry terrain



AVAILABLE
in 29"



- Tyre for hard-packed to mixed terrain
- Excellent grip / rolling resistance compromise
- Affordable high-tech tread patterns (MICHELIN Wild range) for small budgets

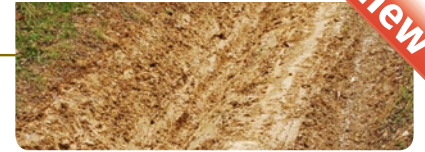
new

Designation	CAI	Bead	ETRTO	Size	Weight (g) +/- 7%	TPI	Min-Max pressure (bar)	Inner tube
Country Race'R	537359	TR	54-559	26X2.10	670	30	2.0-4.0	C4
Country Race'R	496923	TR	54-622	29X2.10	740	30	2.0-4.0	A4

MICHELIN wild **MUD** advanced

The special XC mud tire

For muddy terrains



AVAILABLE
in 29"



"Twisted" tread blocks for easy self-cleaning

Steps on the tops of the tread blocks for good penetration of mud



Remarkable performance in mud with good grip and self-cleaning capability thanks to:

- A new widely-spaced tread pattern
- A new "Twisted" design for the tread blocks
- Specially adapted rubber compounds

GUM-X SERIES 55A

Discover the effect of the "Twisted" tread blocks for immediate top performance:

- The extensive "Twisted" mobility (deformation) of the tread blocks gives the tire high penetration into the deepest of mud, seeking hard ground and grip
- The reverse is true when the tread block is no longer in contact with the ground, the tire resumes its initial position with remarkable self-cleaning capability guaranteeing exceptional traction.



new

	CAI	Use	Bead	ETRTO	Size	Weight (g) +/- 7%	TPI	Min-Max pressure (bar)	Inner tube	Gums	Tubeless	Tubeless Ready	GUM WALL	Reinforced
Wild Mud Advanced	608979	XC	TS	52-559	26X2.00	590	60	1.8-4.0	C4	GUM-X SERIES 55A	■			
Wild Mud Advanced	86447	XC	TS	52-622	29X2.00	640	60	1.8-4.0	A4	GUM-X SERIES 55A	■			

MICHELIN wild **GRIP'R** advanced

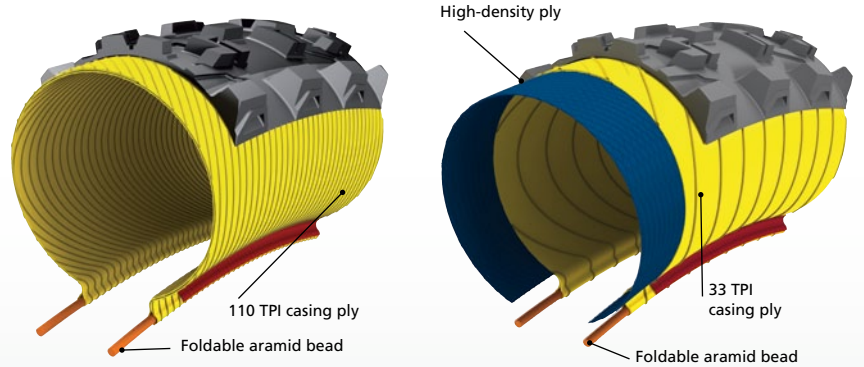
Tyre for mixed terrain

AVAILABLE
in 27,5" and 29"

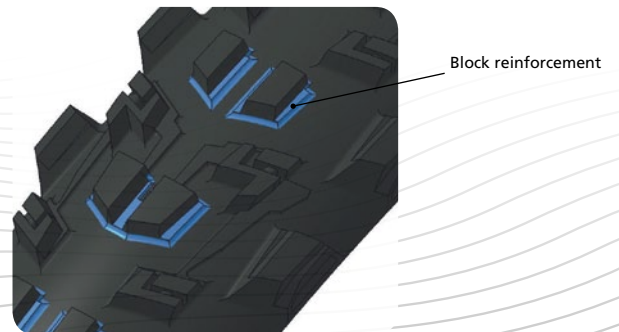
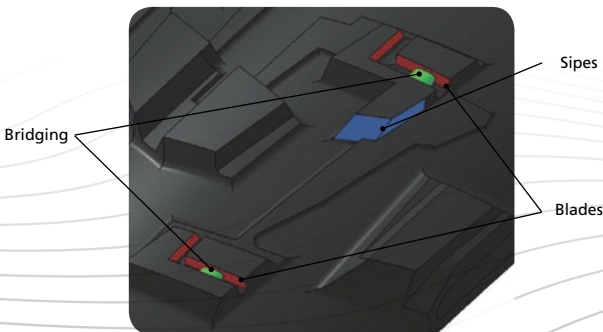



- Excellent compromise between grip / efficiency / self-cleaning
- Very effective when leaning the bike and across slopes
- Increased puncture resistance
- MICHELIN **GUM-X** SERIES compound for extraordinary grip and superior service life

MICHELIN wild **GRIP'R** advanced & reinforced

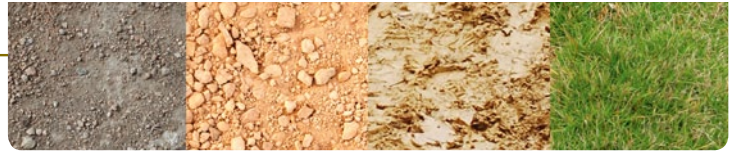


MICHELIN wild **GRIP'R** advanced Tubeless



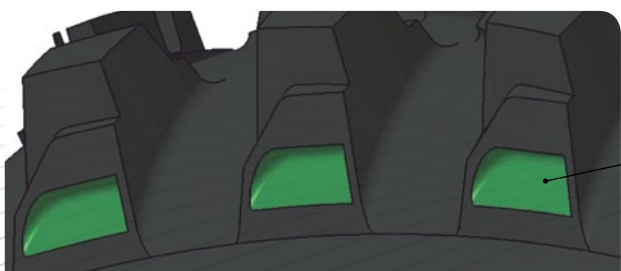
- The central block distribution has been optimised to provide the best compromise between grip, rolling efficiency and self-cleaning capability.
- The bases of the central blocks are reinforced for better stability and robustness.

For mixed terrain



	Designation	CAI	Use	Bead	ETRTO	Size	Weight (g) +/- 7%	TPI	Min-Max pressure (bar)	Inner tube	Gums	Tubeless	Tubeless Ready	GUM WALL	Reinforced
	Wild Grip'R Advanced	367430	XC	TS	52-559	26X2.00	495	110	1.8-4.0	C4	GUM-X SERIES 55A		■		
	Wild Grip'R Advanced	930073	XC-Marathon	TS	54-559	26X2.10	520	110	1.8-4.0	C4	GUM-X SERIES CENTRAL:64A LATERAL:59A		■		
	Wild Grip'R Advanced	263552	Marathon-All mountain	TS	57-559	26X2.25	570	110	1.8-4.0	C5/C6	GUM-X SERIES CENTRAL:64A LATERAL:59A		■		
	Wild Grip'R Advanced Reinforced	994399	All mountain-Enduro	TS	58-559	26X2.35	970	30	1.8-4.0	C6	GUM-X SERIES 55A		■		■
new	Wild Grip'R Advanced	487302	All Mountain-Enduro	TS	57-584	27.5X2.25	720	60	1.8-4.0	B4	GUM-X SERIES 55A		■		
new	Wild Grip'R Advanced	693052	All Mountain-Enduro	TS	58-584	27.5X2.35	800	60	1.8-4.0	B4	GUM-X SERIES 55A		■		
new	Wild Grip'R Advanced Reinforced	291501	All Mountain-Enduro	TS	58-584	27.5X2.35	1070	30	1.8-4.0	B4	GUM-X SERIES 55A		■		■
new	Wild Grip'R Advanced	146085	XC-Marathon	TS	52-622	29X2.00	600	60	1.8-4.0	A4	GUM-X SERIES CENTRAL:64A LATERAL:59A		■		
new	Wild Grip'R Advanced	390280	Marathon-All mountain	TS	57-622	29X2.25	760	60	1.8-4.0	A4	GUM-X SERIES 55A		■		

	Designation	CAI	Use	Bead	ETRTO	Size	Weight (g) +/- 7%	TPI	Min-Max pressure (bar)	Inner tube	Gums	Tubeless	Tubeless Ready	GUM WALL	Reinforced
	Wild Grip'R Advanced Tubeless	469855	XC-Marathon-All mountain	TS	54-559	26X2.10	740	60	1.8-4.0		GUM-X SERIES CENTRAL:64A LATERAL:59A	■		■	



Bridging to provide a dual-modulus behaviour

- The shoulder block pitch, height and inclination angle have been optimised for a constant and highly-efficient cornering grip.
- The small steps at the base of the blocks increase the edge rate, thus providing a supplementary grip when cornering.
- The small cuts into external surfaces of the shoulder blocks generate a dual-modulus behaviour in the blocks: the blocks are highly mobile when subjected to small deformations and become stiffer under larger deformations, thus creating a "rail effect". The tyre grip on the corner angle is thus optimised.



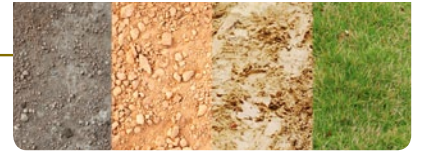
PERFORMANCE

REGULAR / SPORTING USE

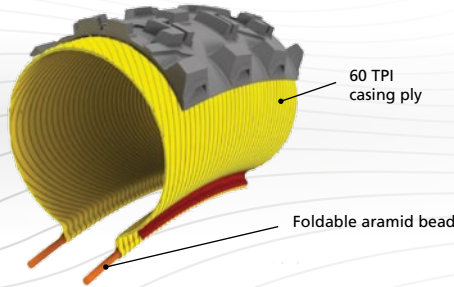
MICHELIN wild GRIP'R

Tyre for mixed terrain

For mixed terrain



AVAILABLE
in 27,5" and 29"



- Excellent compromise between grip and performance
- Effective when leaning the bike and across slopes



	CAI	Use	Bead	ETRTO	Size	Weight (g) +/- 7%	TPI	Min-Max pressure (bar)	Inner tube	Tubeless	Tubeless Ready	GUM WALL	Reinforced
	485318	XC-Marathon	TS	54-559	26X2.10	610	60	1.8-4.0	C4	■			
	655691	Marathon-All mountain	TS	57-559	26X2.25	680	60	1.8-4.0	C5/C6	■			
new	286990	Marathon-All mountain	TS	57-584	27.5X2.25	700	60	1.8-4.0	B4	■			
new	846573	XC-Marathon	TS	54-622	29X2.10	650	60	1.8-4.0	A4	■			
new	466485	Marathon-All mountain	TS	57-622	29X2.25	730	60	1.8-4.0	A4	■			

SPORT-LEISURE

OCCASIONAL / LEISURE USE

MICHELIN Country grip'R

Low-cost Stiff Bead tyre designed for use on mixed terrain

For mixed terrain



AVAILABLE
in 29"



- The low-cost tyre for mixed terrain
- Perfect balance of performance between efficiency, longevity and grip
- Affordable high-tech tread patterns (MICHELIN Wild range) for small budgets

	Designation	CAI	Bead	ETRTO	Size	Weight (g) +/- 7%	TPI	Min-Max pressure (bar)	Inner tube
	Country Grip'R	519797	TR	54-559	26X2.10	670	30	2.0X4.0	C4
new	Country Grip'R	149106	TR	54-622	29X2.10	740	30	2.0X4.0	A4

MICHELIN wild **rock'r** advanced

Tyre for extreme terrain
Homologated UST Tubeless

For extreme terrain



- Directional
- Excellent braking
- Very resistant to attack
- Maximum grip

MICHELIN Wild Rock'R tyre offers a «beefier» tread pattern which is effective in extreme conditions.

- Massive tread blocks, arranged over the whole of the tread, to withstand the most extreme stresses.
- Aggressive shoulder pattern, with claw-like rubber blocks to guarantee excellent cross-slope grip and help when exiting ruts and improve grip when cornering.
- Central groove to give this tyre steering accuracy.

Designation	CAI	Use	Bead	ETRTO	Size	Weight (g) +/- 7%	TPI	Min-Max pressure (bar)	Inner tube	Gums	Tubeless	Tubeless Ready	GUM WALL	Reinforced
Wild Rock'R Advanced	589971	XC-Marathon	TS	54-559	26X2.10	750	110	2.0-4.0		Tread: 59A Under-tread: 68A	■		■	
Wild Rock'R Advanced Reinforced	629899	Marathon-All mountain-Enduro	TS	57-559	26X2.25	855	110	2.0-4.0		Tread: 59A Under-tread: 68A	■		■	■

PERFORMANCE

MICHELIN wild **rock'r**

Tyre for extreme terrain

For extreme terrain



- Directional
- Excellent braking

Designation	CAI	Use	Bead	ETRTO	Size	Weight (g) +/- 7%	TPI	Min-Max pressure (bar)	Inner tube	Tubeless	Tubeless Ready	GUM WALL	Reinforced
Wild Rock'R	696115	XC-Marathon	TS	54-559	26X2.10	615	60	2.0-4.0	C4	■			
Wild Rock'R	824510	Marathon-All mountain	TS	57-559	26X2.25	690	60	2.0-4.0	C5/C6	■			
Wild Rock'R Reinforced	882299	All mountain-Enduro	TS	60-559	26X2.40	900	60	2.0-4.0	C5/C6	■			■

PRO

INTENSIVE / SPORTING USE

TRAINING

MICHELIN wild **RUN'R** advanced Light

Winter training tyre

For asphalt



- Train with confidence on asphalt with this high-performance tyre

Designation	CAI	Use	Bead	ETRTO	Size	Weight (g) +/- 7%	TPI	Min-Max pressure (bar)	Inner tube
Wild Run'R Advanced Light	461094	Training	TS	28-559	26X1.10	220	110	4.0-6.0	C2


PERFORMANCE

REGULAR / SPORTING USE

MICHELIN wild **RUN'R**

The training tyre

For asphalt

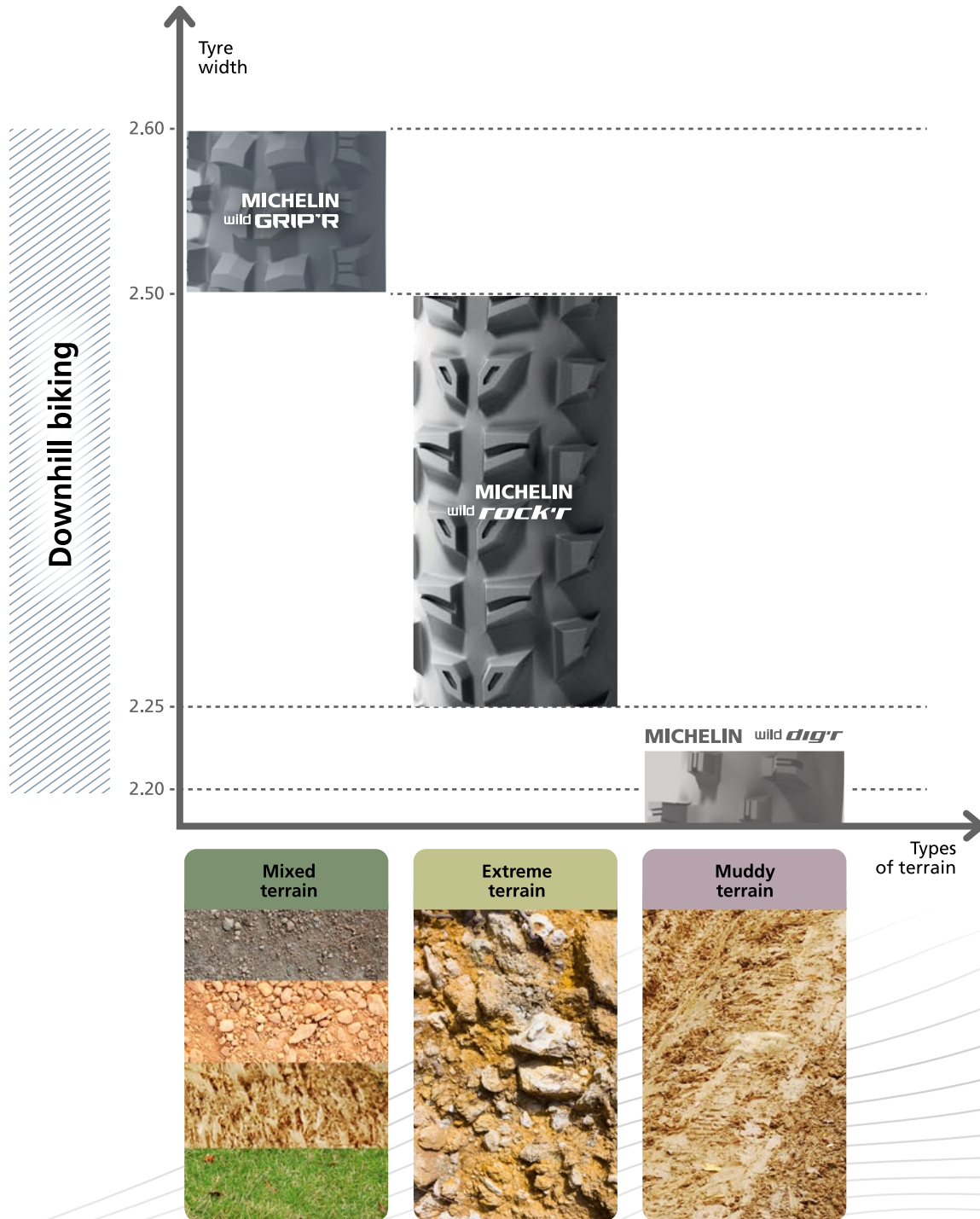


- Train in comfort on asphalt with complete confidence

Designation	CAI	Use	Bead	ETRTO	Size	Weight (g) +/- 7%	TPI	Min-Max pressure (bar)	Inner tube
Wild Run'R	605619	Training	TR	35-559	26X1.40	420	30	2.5-6.0	C2

TYRES FOR DOWNHILL COURSES

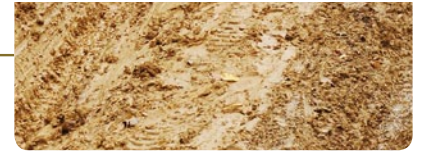
Find the right profile depending on your mountain biking downhill courses



MICHELIN wild *dig'R* descent^{technology}

The downhill tyre for muddy terrain

For muddy terrain



- Maximum grip and self-cleaning capability
- Highly efficient braking
- Stiff anti-burping bead, with an architecture and compounds specifically designed for Downhill

Designation	CAI	Use	Bead	ETRTO	Size	Weight (g) +/- 7%	TPI	Min-Max pressure (bar)	Inner tube	Gums	Tubelless	Tubeless Ready	GUM WALL	Reinforced	Descent Technology
Wild Dig'R Descent	973767	Downhill	TR	54-559	26X2.20	1250	30	2.0-4.0		Tread: 55A Under-tread: 68A	■		■		■

MICHELIN wild *rock'R* descent^{technology}

The downhill tyre for extreme terrain

For extreme terrain



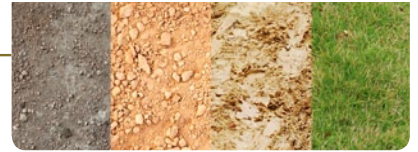
- Directional
- Good performance
- Stiff anti-burping bead, specific Downhill architecture and rubber compound

Designation	CAI	Use	Bead	ETRTO	Size	Weight (g) +/- 7%	TPI	Min-Max pressure (bar)	Inner tube	Gums	Tubelless	Tubeless Ready	GUM WALL	Reinforced	Descent Technology
Wild Rock'R Descent	314543	Downhill	TR	57-559	26X2.25	1220	30	2.0-4.0		Tread: 55A Under-tread: 68A	■		■		■
Wild Rock'R Descent	723280	Downhill	TR	62-559	26X2.50	1320	30	2.0-4.0		Tread: 55A Under-tread: 68A	■		■		■

MICHELIN wild **GRIP'R** descent technology heavy duty*

Versatile downhill tyre

For mixed terrain



- Ultra-effective braking
- Progressive lateral grip
- Stiff anti-burp bead, specific Downhill architecture and compound



MICHELIN Wild Grip'R
Descent Technology
26X2.50



MICHELIN Wild Grip'R
Descent Technology
Heavy Duty 26X2.60



Designation	CAI	Use	Bead	ETRTO	Size	Weight (g) +/- 7%	TPI	Min-Max pressure (bar)	Inner tube	Gums	Tubeless	Tubeless ready	GUM WALL	Reinforced	Descent Technology
Wild Grip'R Descent	055494	Downhill	TR	58-559	26X2.50	1300	30	2.0-4.0		Tread: 55A Under-tread: 68A	■		■		■
Wild Grip'R Descent Heavy Duty	608908	Downhill	TR	62-559	26X2.60	1380	30	2.0-4.0		Tread: 55A Under-tread: 68A	■		■		■

* The oversize 2.60 version, with its tread pattern directly inspired by motocross, is designed for the most extreme uses

MICHELIN Country dry[2]

Tyre for hard-packed terrains

For hard-packed/dry terrain



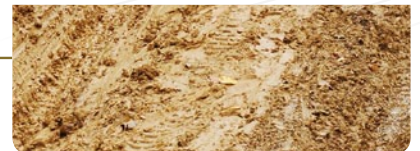
- Designed for dry, hard-packed ground
- Good performance

Designation	CAI	Bead	ETRTO	Size	Weight (g) +/- 7%	TPI	Min-Max pressure (bar)	Inner tube
Country Dry2	119831	TR	52-559	26X2.00	590	30	2.0-4.0	C4

MICHELIN Country mud

Tyre for muddy terrains

For muddy terrain



- Tyre designed for muddy ground
- Good self-cleaning tread

Designation	CAI	Bead	ETRTO	Size	Weight (g) +/- 7%	TPI	Min-Max pressure (bar)	Inner tube
Country Mud	938661	TR	47-559	26X2.00	590	30	2.0-4.0	C4

MICHELIN Country A.T.^[all terrain]

Tyre for all types of terrain

For mixed terrain



- Tyre for all types of terrain
- Versatile tyre

Designation	CAI	Bead	ETRTO	Size	Weight (g) +/- 7%	TPI	Min-Max pressure (bar)	Inner tube
Country A.T.	057439	TR	52-559	26X2.00	650	30	2.0-4.0	C4

MICHELIN Country rock

Tyre for hard terrain

For asphalt



- Tyre for hard ground or asphalt
- Ideal for urban use or training

Designation	CAI	Bead	ETRTO	Size	Weight (g) +/- 7%	TPI	Min-Max pressure (bar)	Inner tube
Country Rock	966280	TR	44-559	26X1.75	560	30	2.0-4.0	C4

MICHELIN Country trail

Tyre for mixed terrain

For mixed terrain



- A tyre for mixed terrain
- Excellent service life

Designation	CAI	Bead	ETRTO	Size	Weight (g) +/- 7%	TPI	Min-Max pressure (bar)	Inner tube
Country Trail	439301	TR	52-559	26X2.00	600	30	2.0-4.0	C4
Country Trail	525562	TS	52-559	26X2.00	680	30	2.0-4.0	C4

MICHELIN MAMBO

The BMX tyre



- Tyre exclusively for BMX bikes
- High-speed tread pattern and great grip when cornering

Designation	CAI	Use	Bead	ETRTO	Size	Weight (g) +/- 7%	TPI	Min-Max pressure (bar)	Inner tube
Mambo	812881	BMX	TR	44-406	20X1.75	530	30	2.5-5.0	G4
Mambo	533244	BMX	TR	54-406	20X2.10	575	30	2.5-5.0	G4

MICHELIN COUNTRY J

Safety first and foremost for junior Mountain Bike tyres

Junior

For hard-packed/dry terrain



- Tyre exclusively for Juniors
- Suitable for Mountain Bike use
- Absolute safety

Designation	CAI	Bead	ETRTO	Size	Weight (g) +/- 7%	TPI	Min-Max pressure (bar)	Inner tube	Puncture resistance reinforcement	Colours
Country J	697424	TR	44-305	16X1.75	450	22	2.0-4.0	I4		■ Black
Country J	574198	TR	47-406	20X1.75	630	22	2.0-4.0	G4		■ Black
Country J	575886	TR	44-507	24X1.75	765	22	2.0-4.0	E4		■ Black

AIRSTOP MOUNTAIN BIKE

The famous MICHELIN Butyl inner tube

- Puncture-resistant
- Holds its pressure through the use of BUTYL rubber



Designation	CAI	Type	Valve	Valve length	Width capacity (mm)	Diameter capacity (mm)	Weight (g)
AIRSTOP	102185	A4	PR	40mm	48/62	622	220
AIRSTOP	460871	C2	PR	40mm	25/35	559	136
AIRSTOP	125193	C2	ST	36mm	25/35	559	132
AIRSTOP	019510	C4	RE	40mm	37/54	559	198
AIRSTOP	125194	C4	ST	35mm	37/54	559	202
AIRSTOP	125199	C4	PR	60mm	37/54	559	198
AIRSTOP	215887	C4	PR	40mm	37/54	559	196
AIRSTOP	565082	B4	PR	60mm	48/62	584	215

JUNIOR

AIRSTOP	125250	D3	PR	29mm	28/37	540/541	128
AIRSTOP	069414	E4	RE	40mm	37/47	490/507	157
AIRSTOP	198948	E4	ST	34mm	37/47	490/507	157
AIRSTOP	599195	E4	PR	29mm	37/47	490/507	154
AIRSTOP	819653	G4	ST	34mm	37/54	390/406	148
AIRSTOP	125258	F3	PR	29mm	28/37	440/451	105
AIRSTOP	125265	H3	PR	29mm	32/37	340/349	83
AIRSTOP	032337	I4	ST	34mm	37/47	288/305	102
AIRSTOP	728468	I4	PR	29mm	37/47	288/305	99
AIRSTOP	175842	K4	PR	40mm	44/47	194/203	72
AIRSTOP	TBA	G4	RE	40mm	48/62	584	145

AIRCOMP ULTRALIGHT MOUNTAIN BIKE

Safety and performance

- Lightweight
- Puncture resistant



Designation	CAI	Type	Valve	Valve length	Width capacity (mm)	Diameter capacity (mm)	Weight (g)
AIRCOMP ULTRALIGHT	696961	C4	PR	40mm	37/54	559	152
AIRCOMP ULTRALIGHT	125031	C4	ST	35mm	37/54	559	155

PROTEK MAX MOUNTAIN BIKE *See page 54*

Ultimate safety with "Self-Repair Liquid"

- Exceptional puncture resistance
- Easy to fit
- Excellent pressure maintenance
- Self-sealing liquid inside



Designation	CAI	Type	Valve	Valve length	Width capacity (mm)	Diameter capacity (mm)	Weight (g)
PROTEK MAX	443122	C4	ST	35mm	47/58	559	330
PROTEK MAX	702291	C4	RE	40mm	47/58	559	330
PROTEK MAX	951590	C4	PR	40mm	47/58	559	330
PROTEK MAX	421612	-	PR	40mm	47/58	622	370
PROTEK MAX	123884	C4	WO	40mm	47/58	559	330
PROTEK MAX	477029		ST	35mm	37/47	406	210

AIRCOMP LATEX MOUNTAIN BIKE

Lightweight and efficient

- Lightweight
- Great resistance to punctures and pinch shock
- Comfortable
- Optimised performance



Designation	CAI	Type	Valve	Valve length	Width capacity (mm)	Diameter capacity (mm)	Weight (g)
LATEX AIRCOMP	598474	C4	ST	42mm	47/57	559	132
LATEX AIRCOMP	493346	C4	PR	40mm	47/57	559	128

AIRCOMP MOUNTAIN MOUNTAIN BIKE

Reinforced safety and high performance for Enduro

- Great resistance to punctures and pinch shock
- Optimised for Enduro use



Designation	CAI	Type	Valve	Valve length	Width capacity (mm)	Diameter capacity (mm)	Weight (g)
AIRCOMP MOUNTAIN	337687	C5	PR	40mm	54/62	559	250

DOWNHILL RACING MOUNTAIN BIKE

Safety and maximum performance for Downhill Racing

- Ultra-resistant to punctures and pinch shock
- Designed for Downhill use



Designation	CAI	Type	Valve	Valve length	Width capacity (mm)	Diameter capacity (mm)	Weight (g)
DOWNHILL RACING	670686	C6	ST	35mm	54/62	559	384
DOWNHILL RACING	018944	C6	PR	40mm	54/62	559	384

Valves:

PR: Presta



ST: Standard



RE: Regina



WO: Wood





CITY TREKKING

2013/14
RANGE



CITY TREKKING SEGMENTATION

High standard
+ Technical
requirements



SPORT-LEISURE



Price
50 €

10 €
Price

OCCASIONAL / LEISURE USE

MICHELIN Proték	MICHELIN Proték Cross	MICHELIN WorldTour	MICHELIN Transworld Sprint	MICHELIN City J

PRO

PERFORMANCE



High standard
+ Technical
requirements

REGULAR / SPORTING USE

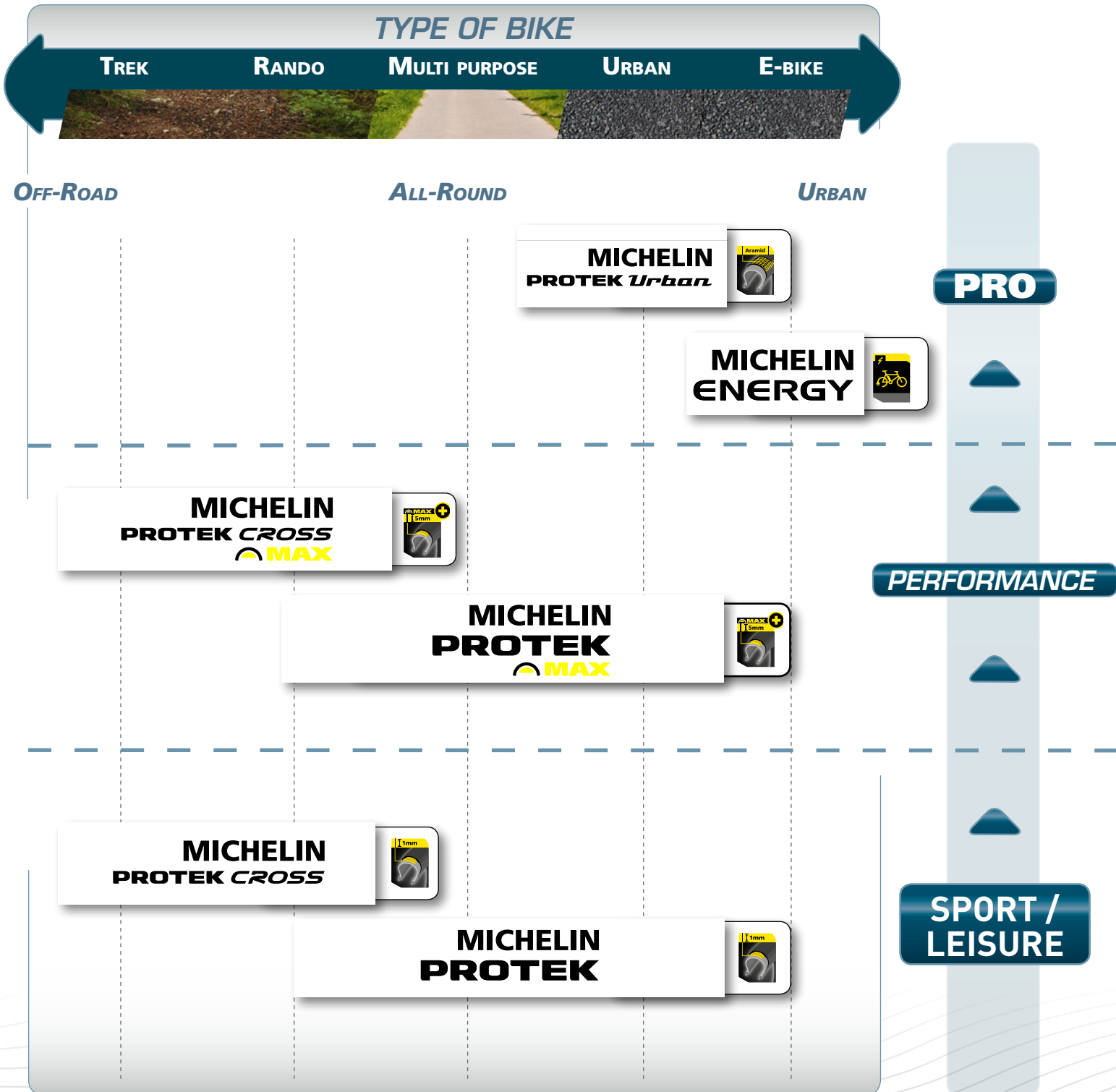


INTENSIVE / SPORTING USE



Discover the new MICHELIN City Trekking range and find out which tyres fit your expectations.

The new MICHELIN City Trekking range has been specially designed to answer all your needs. Whatever your use, kind of terrains, or protection levels required, MICHELIN has the right tyre for you.



MICHELIN PROTEK *Urban*

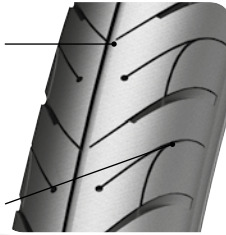
The city tyre for maximum safety

For asphalt



Rolling tread band in the center for improved pedaling efficiency. Tread band and rubber compound used in the MICHELIN PRO4 Grip tyre for exceptional grip on wet surfaces

Gradually increasing number of grooves on the shoulders

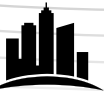


Exceptional grip on wet surfaces and an unsurpassed easy ride thanks to:

- An extremely rolling tread band
- A compound used for MICHELIN PRO4 Grip open road tyres



The MICHELIN Protek Urban tyre also has the new-generation MICHELIN anti-puncture reinforcements made of ARAMID fiber




	CAI	Bead	ETRTO	Size	Weight (g) +/- 7%	TPI	Min-Max pressure (bar)	Inner tube	Reflective strips	Colours
PROTEK URBAN	569316	TR	28-622	700x28C	420	30	4.0-6.0	A2	■	■ Black
PROTEK URBAN	006553	TR	37-622	700x35C	590	30	3.0-6.0	A3	■	■ Black
PROTEK URBAN	068019	TR	40-622	700X38C	650	30	2.5-6.0	A3	■	■ Black
PROTEK URBAN	001569	TR	42-622	700x40C	700	30	2.5-6.0	A3	■	■ Black
PROTEK URBAN	221602	TR	37-406	20x1.5	385	30	3.0-5.0	G4	■	■ Black
PROTEK URBAN	704144	TR	47-559	26x1.85	680	30	2.5-6.0	C4	■	■ Black

MICHELIN ENERGY

The tyre specially developed for "ebikes", powered by electric motors

For asphalt



Very low rolling resistance and exceptional grip on wet surfaces thanks to:

- An extremely rolling tread band
- A rubber compound specially for ebikes



The MICHELIN Energy tyre consumes less energy so your batteries will last longer.

The HD (high-density) anti-puncture reinforcement delivers greater protection against punctures without loss of energy.



	CAI	Bead	ETRTO	Size	Weight (g) +/- 7%	TPI	Min-Max pressure (bar)	Inner tube	Reflective strips	Colours
ENERGY	424195	TR	37-622	700x35C	570	30	3.0-6.0	A3	■	■ Black

MICHELIN StarGRIP ✦



Tyre dedicated to year-round urban use



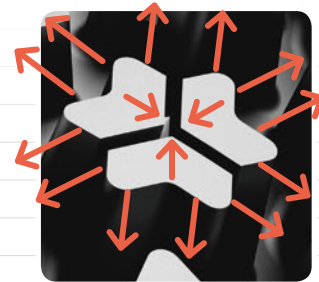
StarGRIP ✦



- Exceptional grip on all types of slippery surface
- Excellent puncture resistance due to a high-density nylon fabric ply under the tread.
- The truly novel design of the "star" tread pattern offers exceptional grip and adherence on slippery surfaces of all types, whether damp, very wet, snow-covered or greasy.
- The "Star Tread" pattern (patented by MICHELIN) offers increase tread block mobility as well as localised pressurisation to maximise grip.
- It uses a specific rubber compound to ensure that the tread and rubber function perfectly at very low temperatures




The star shape results in a very high number of tread block edges giving multidirectional adherence for maximum grip



For asphalt and pavements:
wet, snowy and slippery



Designation	CAI	Bead	ETRTO	Size	Weight (g) +/- 7%	TPI	Min-Max pressure (bar)	Inner tube	Reflective strips	Colours
STAR GRIP	795671	TR	42-622	700X40C	745	30	2.0-6.0	A3	■	■ Black
STAR GRIP	240902	TR	37-622	700X35C	680	30	3.0-6.0	A3	■	■ Black
STAR GRIP	693104	TR	47-559	26X1.85	755	30	2.5-6.0	C4	■	■ Black



PERFORMANCE

REGULAR / SPORTING USE

MICHELIN PROTEK MAX

A tyre with a MAX reinforced protection for versatile use: asphalt and track



For asphalt and track



For maximum protection, MICHELIN presents MAX technology (5 mm of essential reinforcement against punctures)



	CAI	Bead	ETRTO	Size	Weight (g) +/- 7%	TPI	Min-Max pressure (bar)	Inner tube	Reflective strips	Colours
PROTEK MAX	364949	TR	28-622	700x28C	740	22	4.0-6.0	A2	■	■ Black
PROTEK MAX	340426	TR	37-622	700x35C	850	22	2.5-6.0	A3	■	■ Black
PROTEK MAX	733181	TR	40-622	700x38C	950	22	2.5-6.0	A3	■	■ Black
PROTEK MAX	256728	TR	42-622	700x40C	1080	22	2.5-6.0	A3	■	■ Black
PROTEK MAX	143599	TR	35-559	26x1.40	630	22	2.5-6.0	C2	■	■ Black
PROTEK MAX	793980	TR	47-559	26x1.85	1030	22	2.5-6.0	C4	■	■ Black

SPORT-LEISURE

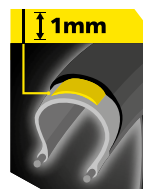
OCCASIONAL / LEISURE USE

MICHELIN PROTEK

A tyre for versatile use: asphalt and track



For asphalt and track



The 1mm anti-puncture reinforcement gives efficient protection for everyday use



	CAI	Bead	ETRTO	Size	Weight (g) +/- 7%	TPI	Min-Max pressure (bar)	Inner tube	Reflective strips	Colours
PROTEK	343676	TR	28-622	700x28C	575	22	4.0-6.0	A2	■	■ Black
PROTEK	008761	TR	37-622	700x35C	730	22	2.5-6.0	A3	■	■ Black
PROTEK	036157	TR	37-622	700x35C	730	22	2.5-6.0	A3	■	■ Black
PROTEK	789651	TR	40-622	700x38C	760	22	2.5-6.0	A3	■	■ Black
PROTEK	661814	TR	42-622	700x40C	775	22	2.5-6.0	A3	■	■ Black
PROTEK	650470	TR	35-559	26x1.40	595	22	2.5-6.0	C2	■	■ Black
PROTEK	368561	TR	47-559	26x1.85	815	22	2.5-6.0	C4	■	■ Black

One same tread, 2 levels of protection

Gradually increasing number of grooves, more at the shoulders for excellent grip on dry and muddy ground

Rolling continuity at the center for improved rolling output



- The tread band facilitates rolling
- The rubber compound delivers excellent grip
- The continuous design in the center and high number of grooves on the shoulders deliver excellent grip on wet, muddy ground

REGULAR / SPORTING USE

MICHELIN PROTEK CROSS MAX

For all paths and track

For maximum protection, MICHELIN presents MAX technology (5 mm of essential reinforcement against punctures)



For maximum protection, MICHELIN presents MAX technology (5 mm of essential reinforcement against punctures)



	CAI	Bead	ETRTO	Size	Weight (g) +/- 7%	TPI	Min-Max pressure (bar)	Inner tube	Reflective strips	Colours
PROTEK CROSS MAX	259570	TR	37-622	700x35C	950	22	2.5-6.0	A3	■	■ Black
PROTEK CROSS MAX	923520	TR	42-622	700x40C	1100	22	2.5-6.0	A3	■	■ Black


SPORT-LEISURE

OCCASIONAL / LEISURE USE

MICHELIN PROTEK CROSS

For all paths and track

The tyre for all types of path with maximum control and an easy ride



The 1mm anti-puncture reinforcement gives efficient protection for everyday use



	CAI	Bead	ETRTO	Size	Weight (g) +/- 7%	TPI	Min-Max pressure (bar)	Inner tube	Reflective strips	Colours
PROTEK CROSS	649416	TR	37-622	700x35C	740	22	2.5-6.0	A3	■	■ Black
PROTEK CROSS	745002	TR	42-622	700x40C	775	22	2.5-6.0	A3	■	■ Black

One same tread, 2 levels of protection

3D groove arrangement in the tread: three-directional blocks to ensure the mobility of the tread blocks and high versatility in all circumstances



- The "All Terrain" tread band means it can be used on all types of terrain and in any weather: OnRoad and OffRoad
- The 3D groove arrangement on the tread band gives the tread block extensive mobility for maximum grip in all circumstances

MICHELIN World Tour

The economical city tyre



- Economical tyre
- Designed for city use

Designation	CAI	Bead	ETRTO	Size	Weight (g) +/- 7%	TPI	Min-Max pressure (bar)	Inner tube	Reflective strips	Colours
WORLDTOUR	124619	TR	35-584	650X35B	580	22	2.5-6.0	B3		■ Black
WORLDTOUR	124624	TR	35-584	650X35B	610	22	2.5-6.0	B3		▣ Black & White
WORLDTOUR	124638	TR	35-584	650X35B	580	22	2.5-6.0	B3		■ Black
WORLDTOUR	124598	TR	35-590	650X35A	590	22	2.5-6.0	B3		■ Black
WORLDTOUR	124637	TR	35-590	650X35A	590	22	2.5-6.0	B3		■ Black
WORLDTOUR	124650	TR	35-590	650X35A	620	22	2.5-6.0	B3		▣ Black & White
WORLDTOUR	124602	TR	35-622	700X35C	635	22	2.5-6.0	A3		■ Black
WORLDTOUR	124646	TR	35-622	700X35C	680	22	2.5-6.0	A3		▣ Black & White
WORLDTOUR	124649	TR	35-622	700X35C	635	22	2.5-6.0	A3		■ Black

MICHELIN TRANSwOrld SPRInt

Versatile tyre for tight budgets



- Tyre suitable for any sort of use or terrain

Designation	CAI	Bead	ETRTO	Size	Weight (g) +/- 7%	TPI	Min-Max pressure (bar)	Inner tube	Reflective strips	Colours
TRANSWORLD SPRINT	323798	TR	37-622	700X35C	620	22	2.5-6.0	A3		■ Black
TRANSWORLD SPRINT	984855	TR	37-622	700X35C	625	22	2.5-6.0	A3	■	■ Black

MICHELIN CITY.J


Junior

My first MICHELIN tyre

- Exclusive Junior tyre
- Suitable for an urban environment
- Absolute safety



Designation	CAI	Bead	ETRTO	Size	Weight (g) +/- 7%	TPI	Min-Max pressure (bar)	Inner tube	Reflective strips	Colours
CITY J	001663	TR	47-203	(12x1/2x1.75x2 1/4)	290	22	2.0-4.0	K4		<input type="checkbox"/> White
CITY J	044096	TR	37-288	(14x1 3/8x1 5/8)	325	22	2.0-4.0	I4		<input type="checkbox"/> White
CITY J	836480	TR	37-340	(400A CONFORT)	400	22	2.0-4.0	H3		<input checked="" type="checkbox"/> Black & White
CITY J	158417	TR	37-390	(450A CONFORT)	425	22	2.0-4.0	G4		<input checked="" type="checkbox"/> Black & White
CITY J	415368	TR	44-406	20X1.75	500	22	2.0-4.0	G4		<input checked="" type="checkbox"/> Black
CITY J	325125	TR	44-406	20X1.75	500	22	2.0-4.0	G4		<input checked="" type="checkbox"/> Black & White
CITY J	837908	TR	37-440	(500A CONFORT)	500	22	2.0-4.0	F3		<input checked="" type="checkbox"/> Black & White
CITY J	973709	TR	37-451	(20x1 3/8)	530	22	2.0-4.0	F3		<input checked="" type="checkbox"/> Black & White
CITY J	001685	TR	37-490	(550A CONFORT)	560	22	2.0-4.0	E4		<input checked="" type="checkbox"/> Black & White
CITY J	263967	TR	32-540	(24x1 3/8x1 1/4)	495	22	2.0-4.0	D3		<input checked="" type="checkbox"/> Black & White
CITY J	721728	TR	37-541	(600A CONFORT)	630	22	2.0-4.0	D3		<input checked="" type="checkbox"/> Black & White
CITY J	396813	TR	44-507	24X1.75	620	22	2.0-4.0	E4		<input checked="" type="checkbox"/> Black & White



AIRSTOP CITY TREKKING

The famous MICHELIN Butyl inner tube

- Puncture-resistant
- Holds its pressure through the use of BUTYL rubber



Designation	CAI	Type	Valve	Valve length	Width capacity (mm)	Diameter capacity (mm)	Weight (g)
AIRSTOP	030202	A3	RE	40mm	35/47	622/635	169
AIRSTOP	317175	A3	PR	40mm	35/40	622/635	150
AIRSTOP	799175	A3	ST	34mm	35/47	622/635	168
AIRSTOP	689883	A3	PR	40mm	35/47	622/635	166
AIRSTOP	595798	A3	WO	40mm	35/47	622/635	176
AIRSTOP	114862	B3	RE	40mm	28/44	571/597	140
AIRSTOP	883636	B3	WO	40mm	28/44	571/597	148
AIRSTOP	416013	B3	PR	29mm	28/44	571/597	138

JUNIOR

AIRSTOP	125250	D3	PR	29mm	28/37	540/541	128
AIRSTOP	069414	E4	RE	40mm	37/47	490/507	157
AIRSTOP	198948	E4	ST	34mm	37/47	490/507	157
AIRSTOP	599195	E4	PR	29mm	37/47	490/507	154
AIRSTOP	819653	G4	ST	34mm	37/54	390/406	148
AIRSTOP	125258	F3	PR	29mm	28/37	440/451	105
AIRSTOP	125265	H3	PR	29mm	32/37	340/349	83
AIRSTOP	032337	I4	ST	34mm	37/47	288/305	102
AIRSTOP	728468	I4	PR	29mm	37/47	288/305	99
AIRSTOP	175842	K4	PR	40mm	44/47	194/203	72

PROTEK MAX CITY TREKKING *See page 54*

Ultimate safety with "Self-Repair Liquid"

- Exceptional puncture resistance
- Easy to fit
- Excellent pressure maintenance
- Self-sealing liquid inside



Designation	CAI	Type	Valve	Valve length	Width capacity (mm)	Diameter capacity (mm)	Weight (g)
PROTEK MAX	060975	A3	ST	35mm	32/42	622	250
PROTEK MAX	087108	A3	RE	40mm	32/42	622	250
PROTEK MAX	830183	A3	PR	40mm	32/42	622	250
PROTEK MAX	696762	A3	WO	40mm	32/42	622	250
PROTEK MAX	477029		ST	35mm	37/47	406	210

Valves:

PR: Presta



ST: Standard



RE: Regina



WO: Wood



PROTEK MAX INNER TUBE

new

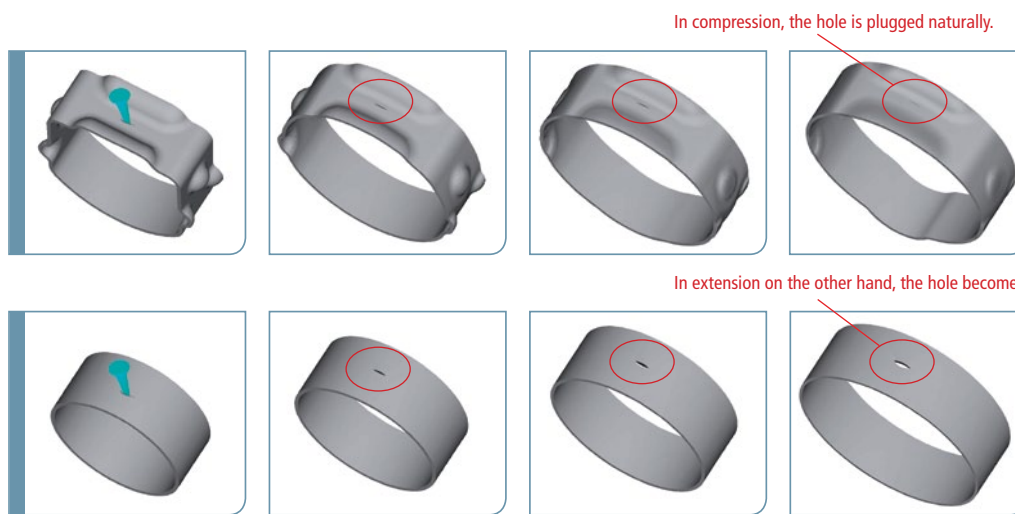


Punctures due to perforation or nipping impact (edges of sidewalks in the city or rocks for mountain bikes, etc.) are a major fear among all cyclists.
 Repairing or changing an inner tube is not always a very simple operation.
 An inner tube must be regularly re-inflated.

► The new MICHELIN protek max inner tube provides a response to these 3 issues

Ultra resistant to punctures

Thanks to its uneven design, the MICHELIN Protek Max inner tube undergoes a "compression" reaction in the event of piercing or nipping (the hole closes up naturally), whereas a classic inner tube has an "extension" reaction (balloon effect). This self-plugging effect is enhanced by adding the preventive sealant originally supplied.



Easy to fit

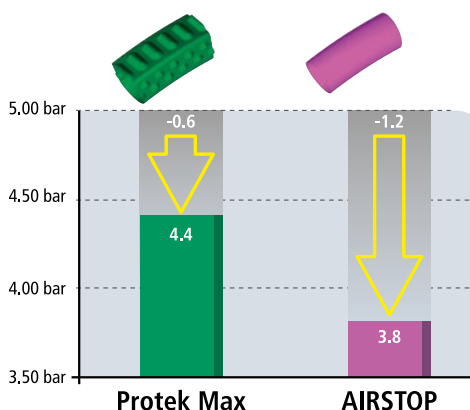
Thanks to its square shape, the MICHELIN Protek Max inner tube is naturally well positioned in the rim and does not twist, unlike a completely tubular, classic inner tube.



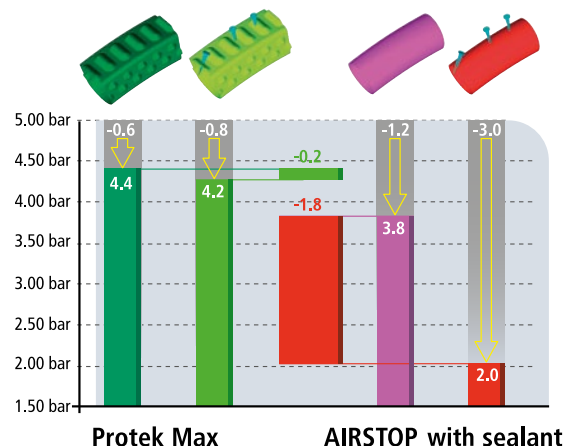
Excellent pressure maintenance

The MICHELIN Protek Max inner tube needs to be inflated only half as frequently as the classical MICHELIN AIRSTOP.

Comparison of pressure maintenance after 30 days between the MICHELIN Protek Max inner tube and the classical MICHELIN AIRSTOP.



Comparison of pressure maintenance following perforation after 30 days between the MICHELIN Protek Max inner tube and the classical MICHELIN AIRSTOP with the sealant.



NEW
MICHELIN
Protek Max inner tube

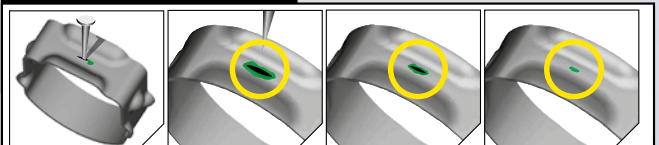
With MICHELIN

Cycle in complete peace of mind with the MICHELIN Protek Max inner tube.

- Self-sealing liquid inside
- Exceptional puncture resistance
- Easy to fit
- Excellent pressure maintenance



Protek Max



In compression, the hole is plugged naturally.



GOLD
AWARD 2011

Cycle in complete peace of mind with MICHELIN thanks to the MICHELIN Protek Max inner tube.



Pressure curves

Pressure varies according to the cyclist's weight (just like for road racing), but other parameters, such as the cross-section, bike specifications (front suspension or full suspension for mountain bikes) and use conditions, are also important factors in the final choice.

BARS en P.S.I conversion table

Bar	P.S.I	Bar	P.S.I	Bar	P.S.I	Bar	P.S.I	Bar	P.S.I
0.5	7	2.5	36	4.5	65	6.5	94	8.5	123
1	15	3	44	5	73	7	102	9	131
1.5	22	3.5	51	5.5	80	7.5	109	9.5	138
2	29	4	58	6	87	8	116	10	145

Tyre pressure recommendations: depending on size, weight and use

For roads

Cyclist's weight, in kg	Between 0 and 50	60	70	Over 80
Pressure, in bar	6	6.7	7.5	8

For mountain bikes

Rider's weight, in kg	50		60		70		80		90		100	
	FR	R	FR	R	FR	R	FR	R	FR	R	FR	R
High (bar)	1.7	1.8	2.0	2.1	2.2	2.3	2.5	2.6	2.8	2.9	3.1	3.2
Mean (bar)	1.6	1.7	1.75	1.85	2.0	2.1	2.3	2.4	2.6	2.7	2.9	3
Low (bar)	1.6	1.6	1.60	1.65	1.6	1.9	1.6	2.2	1.6	2.5	1.6	2.8

Rider's weight, in kg	110		132		154		176		198		220	
High (psi)	25	26	28	30	32	33	36	38	41	42	45	46
Mean (psi)	23	25	25	27	29	30	33	35	38	39	42	44
Low (psi)	23	23	23	24	23	28	23	32	23	36	23	41

For leisure

Rider's weight, in kg	Between 0 and 50	60	70	80	90	Over 90
Pressure, in bar	1.2 - 1.7	1.5 - 2	2 - 2.5	2.5 - 3	3 - 3.5	4

For Enduro

Rider's weight, in kg	Between 0 and 50	60	70	80	90	+ de 90
Pressure, in bar	1.5	1.8	2	2.5	3	3.5

For downhill

Rider's weight, in kg	Between 0 and 50	60	70	80	90	+ de 90
Pressure, in bar	1.5	1.7	1.9	2.3	2.75	3.25

City Trekking

Rider's weight, in kg		Size									
		28-622	32-622	32-630	35-559	37-590	37-622	40-622	42-622	47-559	47-622
	Between 40 and 60	4,5	4	4	3,5	3,5	3,5	3	3	3	3
	Between 60 and 80	5	5	5	4,5	4,5	4,5	4	4	3,5	3,5
	+ 80	6	6	6	5,5	5,5	5,5	5	5	4,5	4,5

Pressure in bar

New tyres

All MICHELIN tyres feature compounds with protection against all external aggressions. This protection rises to the surface, which may cause treads to whiten.

**New tyres should be "broken in" for the first few miles.
Care is recommended for the first few miles.**

Tyre maintenance

To keep tyres as long as possible, it is recommended to check them before each ride.

Remove all foreign bodies trapped in the rubber with a small screwdriver.

Tyres should be washed with water because abrasive products can damage the fabric.

Use small rubber repair patches on the inside of any small cuts through the ply.

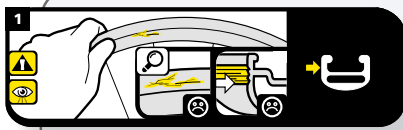
Rainwater makes flint in the roadway more apparent; flint strongly attacks the treads, causing cuts that can perforate the casing.

Storage

When not in use, tyres should be stored in a cool, dark place.
Avoid leaving your bike in the sun when not cycling.

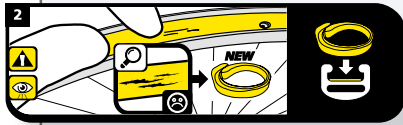
For more details, see our website : <http://bike.michelin.co.uk>

Fitting standard tyres with a standard inner tube



Carefully check the condition of the rim.

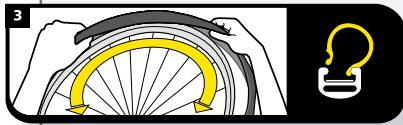
A rim in poor condition, i.e. broken or cracked, must be changed since it may cause leaks and place the user in danger.



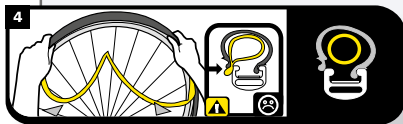
Check the condition of the rim band.

A broken or cracked rim band should be changed. A rim band in poor condition is often the cause of punctures.

To fit the inner tube, superimpose the valve and rim holes and keep them aligned.

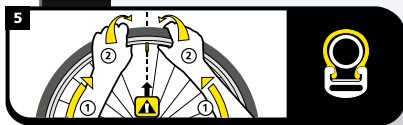


Insert the 1st bead of the tyre into the rim.



Inflate the inner tube slightly to make it round and insert it into the tyre, starting with the valve.

For latex inner tubes, remember to apply talc to facilitate positioning with in the tyre.



Do the same for the 2nd bead, in always starting opposite the valve and positioning the bead correctly into the rim well.

Finish fitting at the level of the valve.

Fitting a tubeless tyre

Using a Tubeless-UST rim. Carefully check the condition of the rim. A rim in poor condition - broken or cracked – must be changed as it may cause leaks and be a danger to the user.

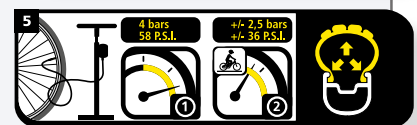
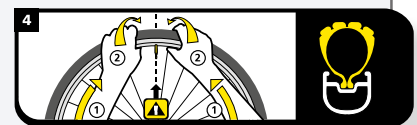
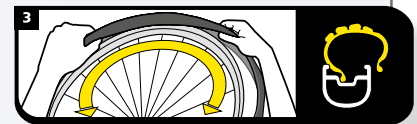
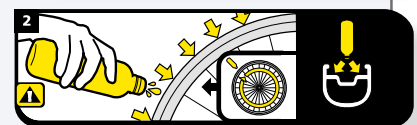
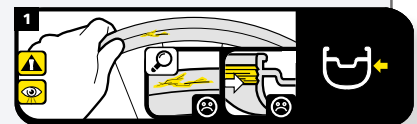
The rim must be lubricated all around the circumference to help the tyre slide when being fitted and, in particular, to ensure it is correctly centred. The lubricant to be used must be of the "soapy water" type or equivalent – no oil or grease.

Start by inserting the first bead opposite the valve, taking great care to position the bead right into the rim well.

Do the same for the second bead, always starting opposite the valve and positioning the bead right into the rim well. Finish fitting at the level of the valve.

Inflate the tyre until inserted, without exceeding the maximum pressure indicated on the sidewalls. Make sure the tyre is correctly centred.

Adjust the pressure after a few kilometres.



Removal

To remove, unclip the beads around the rim and push them down into the rim well.

Using tyre levers and in taking great care, position one on either side of the valve (around 10 cm) and lift simultaneously to position the tyre onto the rim flange. Move one of the levers all around the rim between the flange and tyre bead in order to remove the first bead completely.

Remove the second one by hand.

Tubeless Ready

The MICHELIN MTB range (except for MICHELIN Wild Run'r tyre) can be tubeless mounted, under the following conditions:

- you use a Tubeless-UST rim
- you do not exceed the maximum pressure as written on the side of the tyre
- you add puncture sealant
- you check the tyre pressure before each ride



► Correspondence of covers sized for MICHELIN inner tubes

	18	20	23	25	28	32	35	37	44	47	48	54	58	62	
A	A1 (18/23)			A2 (25/32)			A3 (35/40) A3 (35/47)				A4 (48/62)				
	DIAM 622			DIAM 622/630/635			DIAM 622/630/635				DIAM 622				
				A3 (32/42) A3 (37/47) PROTEK MAX											
B	B1 (18/23)			B3 (28/44)						B4 (48/62)					
	DIAM 571			DIAM 571/584/590/597						DIAM 584					
C	C2 (25/35)				C4 (37/54)				C6 (54/62 - ep 1.2mm)						
	DIAM 559				DIAM 559				DIAM 559						
					C4 PROTEK MAX (47/58)										
					DIAM 559										
					C5 (54/62 - ep 0.8mm)										
D	D3 (28/37)														
	DIAM 540/541														
E					E4 (37/47)										
					DIAM 490/507										
F	F3 (28/37)														
	DIAM 440/451														
G					G4 (37/54)										
					DIAM 390/406										
H					H3 (32/37)										
					DIAM 340/349										
I					I4 (37/47)										
					DIAM 288/305										
K									K4 (44/47)						
									DIAM 194/203						

◀ Tyre width (mm)
◀ Seat diameter (mm)

Efficiency

Efficiency is the tyre's capacity to deliver the energy supplied by the cyclist in riding conditions.

Efficiency is expressed by the following formula: $(\text{Energy delivered}) / (\text{energy supplied}) = (\text{Efficiency})$.

As this formula always gives a result of less than 1, efficiency is therefore always expressed as a value between 0.00 and 0.99

For the tyre part, efficiency depends on:

- the nature of the rubber compound (presence of silica, ...)
- the tread pattern
- the density and construction of the fabrics (TPI, or number of threads per inch)
- the architecture of the tyre, the reinforcements, ...
- the quality of the inner tubes used (MICHELIN :Latex>UltraLight>AirStop>Protek)
- the tyre size (23>20>...)
- the inflation pressure (8>7>6bars ...)
- the tyre's rolling resistance

There are other external factors affecting efficiency:

- the nature of the road surface
- aerodynamics
- wheels and bearings
- ...

Grip / skid resistance

Grip is the tyre's ability to respond to the demands imposed by the cyclist regardless of the conditions (braking, traction or cornering).

In Mountain Bike and City Trekking, grip is linked mainly to the tyre's tread pattern, the inflation pressure and the composition of the rubber compound.

For road tyres, grip depends mainly on the composition of the rubber compound, the inflation pressure and the match between these 2 parameters and the road surface.

On wet surfaces, despite the small width of the contact surface with the road - 7 to 9 mm depending on the tyre size - , the high tyre pressure of around 7 kg / cm² (or 7 bar) on the wet surface is sufficient to cut through the film of water, thus enabling the tyre to grip the road.

Comfort

Comfort is the tyre's ability to absorb the unevenness of the road surface so as to reduce the vibration felt on the handlebars and saddle.

Comfort can be improved by:

- A latex inner tube
- A wider tyre section
- The composition of the casing
- A suitable inflation pressure (see page 56)

These 4 elements combine to optimise comfort without affecting efficiency.



Puncture resistance

There are three types of puncture:

1/ Perforation and cuts

Nails, stones, thorns, etc. may be the cause of perforation of the inner tube or tubeless tyre. The aggressive nature of the components of some road surfaces can also give rise to cuts.

The thickness and quality of rubber, the density of the casing cords and the presence of a textile reinforcing ply are factors which affect the tyre's resistance to these punctures.

The type of inner tube used also has an effect: nature of the rubber, thickness and the presence of a self-sealing liquid.

Michelin recommend MICHELIN PROTEK MAX inner tubes for Mountain Bikes in particular and for urban use and city trekking.

2/ Pinch shock

The inner tube is pinched between the rim flange and the road when passing over an obstacle at high speed (a pothole, for example).

The tyre's resistance to pinch shock stems from a wide cross-section, the thickness of the tyre sidewall and the thickness of the inner tube walls.

A suitable inflation pressure also goes a long way towards preventing this type of puncture.

3/ Perforation by the rim well

This occurs when the rim tape is unsuitable (width, material, incorrect centring, etc.) or in poor condition.

This type of perforation is identified by the position of the hole in the tube, which is on the rim side, not on the tread side.

Recommendation

It is so as to avoid this type of puncture that we recommend changing the rim tape each time a tyre is replaced, as we do for new inner tubes.



Endurance / Service life / Longevity

If we consider two identical tyres, one may last three times as long as the other, depending on the user and the terrain.

This service life depends on:

- The thickness of rubber at the crown
- The resistance of the rubber compound to wear
- The resistance of the casing to "fatigue"
- The tyre's resistance to attack (ozone, crazing, cuts, UV rays,...)
- The pressure match between the cyclist and the type of use

Lightweight

Factors affecting lightness are:

- The diameter of the casing cords: the thinner the cord, the lighter the casing
- The nature of the bead wires: flexible bead wires are lighter than rigid bead wires
- The absence of the anti-puncture reinforcement
- The thickness of the tread

Fitting direction for mountain bike tyres

Why need a particular direction for fitting?

The direction in which a tyre is fitted will enable the user to optimise tyre performance in terms of braking and traction.

In general, the front tyre is more involved in braking while the rear tyre provides for maximum traction.

The rolling direction is marked directly on the tyre by an arrow.

Tyres are also marked "Front" and "Rear".

► **Specific case of markings in inches**

28 * 1 5/8 * 1 1/4 * 1 1/8
700 C Course
(32*622)

Specific case of markings in inches

The first number (28) indicates the overall diameter of the tyre in inches.

The second number (1 5/8) designates the height of the tyre in inches and fractions of inches.

The third number (1 1/4) gives the tyre cross-section in inches and fractions of inches.

The fourth number (1 1/8) designates the width in inches and fractions of inches of the rim onto which the tyre is to be fit.

► **ETRTO**: European Tyre and Rim Technical Organisation, the standard governing the dimensions of tyres and rims.

► **The Gum Wall sidewall (GW)** is coated with a layer of rubber for stiffening and protection.

Advantage: resistance to sidewall ripping.

► **The Skin Wall sidewall (SW)** shows the casing texture by its transparency. Advantages: lightweight, flexible and efficient.

► **Markings in millimetres**

650 * 32A
(32*590)

The first number (650) provides the overall diameter of the tyre in millimetres.

The second number (32) indicates the tyre cross-section in millimetres.

"A" indicates that the rim is a 590 mm.

► **Markings in inches**

26 * 1 3/8 * 1 1/4
(32*590)

The first number (26) designates the overall tyre diameter in inches.

The second number (1 3/8) gives the height of the tyre in inches and fractions of inches.

The third number (1 1/4) designates the tyre cross-section in inches and fractions of inches.

► **Standard ETRTO markings**

32*590
(650*32A)

The first number (32) gives the tyre cross-section in millimetres.

The second number (590) indicates the tyre diameter in millimetres.

► **Overlap**: Central part of the casing

► **Weight**: The weights indicated are for information purposes, with a tolerance of around 7%.

This variance is due to the natural elements inherent in tyre composition.

► **P.S.I.**: Pounds Per Square Inch

► **Cross-section**: Width of the inflated tyre from sidewall to sidewall

► **Shore** is a measurement unit ranging from 0 to 100 of the hardness of elastic products (from 0 for soft to 100 for hard).

► **TPI**: Threads Per Inch, i.e. the number of threads per inch of casing ply.

This measurement denotes the thread density in the tyre casing. The higher the density, the greater the tyre flexibility and rollability.

► **TR**: Rigid beads. These are economical due to their steel thread composition.

► **TS**: Foldable beads. Invented and developed by MICHELIN, they are made of aramid fibre (e.g. Kevlar®), weigh less and allow the tyre to bend.

► **Tubeless (TL)**: Tyres fitted without an inner tube. These require special rims. The advantage of tubeless tyres lies in their ease of implementation. Since the rim already has a valve, the tyre simply needs to be fitted and maintained.

► **Tubetype (TT)**: Tyre fitted with an inner tube.

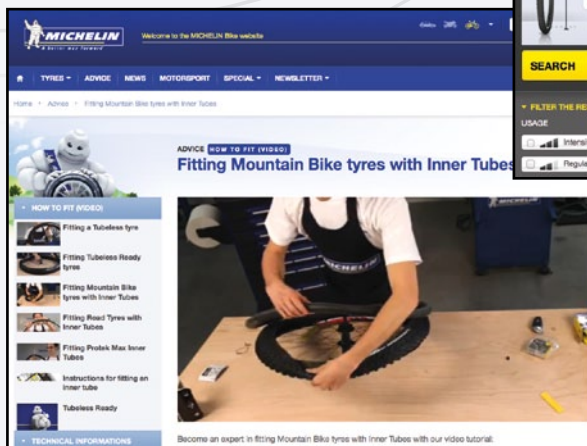
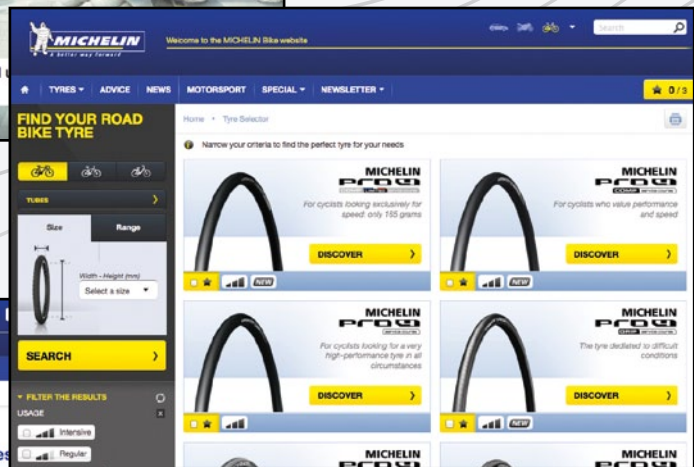
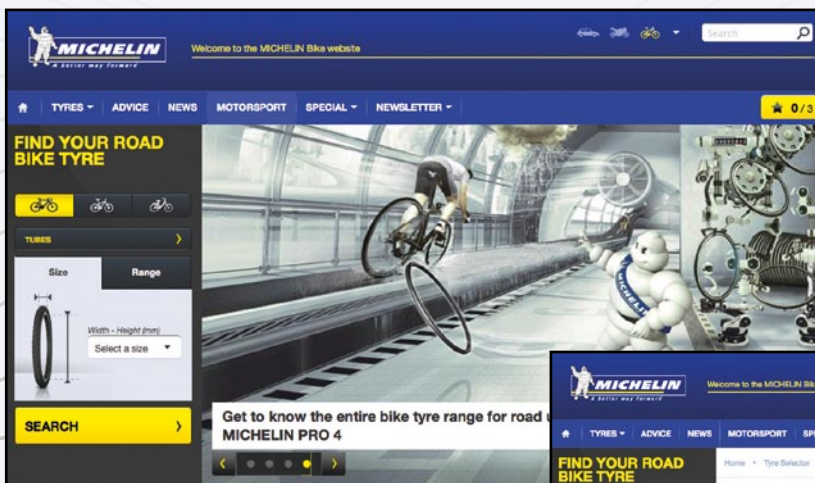
New Website

Even more bikes, even more Michelin!

Discover the new Michelin website specially designed for you: more user-friendly and intuitive with extra information about products and competition partners as well as videos product demos and specific advices.

Check out the new Michelin website:

[http:// bike.michelin.co.uk/](http://bike.michelin.co.uk/)



new



Creation : Jajpa, R.C.S. 352.321.285 - MICHELIN - RCS 855 200 507 - Photo credits: Michelin Library, Fotolia, Hervé Termisien, iStockphoto, Manu Mollé, Team BH - June 2013 - No contractual pictures.